



2016 IOWA YOUTH SURVEY

State of Iowa Results

Sponsored By:

Iowa Department of Public Health

Division of Behavioral Health

Iowa Department of Human Rights

Division of Criminal and Juvenile Justice Planning

Prepared By:

Iowa Consortium for Substance Abuse Research and Evaluation

University of Iowa



**THE IOWA
CONSORTIUM**
FOR SUBSTANCE ABUSE RESEARCH AND EVALUATION

© 2017 The University of Iowa

TABLE OF CONTENTS

Overview	1
Objectives	1
2016 Iowa Youth Survey	1
Profile of Participation	1
Survey Content	2
Data	2
Data Cleaning	2
Data Presentation	3
Section I: Data Tables.....	3
Section II: Alcohol, Tobacco, and Other Drug Use Tables	4
Table 1. Questions Included in Alcohol, Tobacco, and Other Drug Use Tables.....	4
Section III: Individual Question Trends	5
Additional Information	5
Section I. Data Tables.....	6
Section A. Demographic Characteristics	6
Section B. Things I Have Tried or Done and Things That Have Happened to Me.....	10
Section C. My Beliefs and Attitudes.....	41
Section D. Peer Questions.....	49
Section E. School Questions	55
Section F. Family Questions.....	83
Section G. Community Questions.....	91
Section II. Alcohol, Tobacco, and Other Drug Use Tables	103
Section III. Individual Question Trends	106
Figure 1. Major Classroom Disruptions and Behavior Problems in Past 30 Days.....	106
Figure 2. Alcohol Use in Past 30 Days	107
Figure 3. Binge Drinking in Past 30 Days	108
Figure 4. Cigarettes Use in Past 30 Days.....	109
Figure 5. Marijuana Use in Past 30 Days	110
Figure 6. Betting or Gambling for Money or Possessions	111
Figure 7. Suicidal Thoughts in Past 12 Months	112
Figure 8. Violence as a Way to Solve Problems.....	113
Figure 9. Risk of Drinking Three or More Drinks Nearly Every Day	114
Figure 10. Smoking Marijuana Would Increase Popularity.....	115
Figure 11. Other Student’s Perceptions of Illegal Drug Use	116
Figure 12. Bullying at School in Past 30 Days.....	117
Figure 13. Against Values to Have Sex.....	118
Figure 14. Teachers or Other Adults Put A Stop to Bullying at School.....	119
Figure 15. Teachers Notice and Let Students Know When They Are Doing a Good Job	120
Figure 16. Students Feel Safe at School.....	121
Figure 17. Students Have Adult at School to Go to for Help with Problems.....	122

Figure 18. Students Have People in Their Home with Serious Alcohol or Drug Problem.....	123
Figure 19. Students Have Someone They Can Talk With in Their Home	124
Figure 20. Parents/Guardians Attend School Activities	125
Figure 21. Parents/Guardians Feel It Would Be Wrong for Student to Smoke Marijuana	126
Figure 22. Difficulty of Getting Handgun in Community.....	127
Figure 23. Adults in the Community Feel It Would Be Wrong for Student to Drink Alcohol	128
Figure 24. Adults in the Community Care About Students	129
Figure 25. Adults in the Community Let Students Know They Are Proud of Them	130
Appendix A. Additional Iowa Youth Survey Information.....	131
Survey Content	131
Background.....	131

Acknowledgments

There were many individuals and organizations involved in this collaborative effort to collect youth development data from Iowa's 6th, 8th, and 11th grade students. Thank you to all who contributed to the collection and analyses of the 2016 Iowa Youth Survey data.

We wish to directly thank all the district superintendents, principals, teachers, counselors, facilitators, parents, and students for their incredible effort. Conducting the Iowa Youth Survey is a learning experience, and the knowledge gained provides the opportunity to be even more successful in subsequent years. Your comments and suggestions continue to be essential.

Overview

From September 26, 2016 through November 18, 2016, the Iowa Department of Public Health (IDPH) collaborated with schools in Iowa to conduct the 2016 Iowa Youth Survey (IYS). The 2016 IYS is the sixteenth in a series of surveys that have been completed every two or three years since 1975. The survey is conducted with students in grades 6, 8, and 11 attending Iowa public and private schools. The IYS includes questions about students' behaviors, attitudes, and beliefs, as well as their perceptions of peer, family, school, neighborhood, and community environments.

Objectives

The 2016 Iowa Youth Survey (IYS) State of Iowa report is designed to help state-level planners, community agencies, and school personnel identify youth development needs, implement relevant, targeted interventions, and assess outcomes. IYS data can assist in providing a better understanding of students in Iowa and their needs. It can also help to assess the strengths and challenges of schools, families, and communities from the young person's perspective. In addition, IYS data help the state obtain funding for a wide variety of programs and services. The Iowa Youth Survey has proven to be a valuable resource in youth needs assessment, program development, implementation, and outcome evaluation.

Iowa Youth Survey reports can also help Iowa's schools, area education agencies, and counties assess their relative strengths and weaknesses. In addition to the State of Iowa report, multiple population-specific IYS reports are also publicly available. For more information, please check the IYS website: www.iowayouthsurvey.iowa.gov for the availability of County, Iowa Area Education Agency (AEA), Judicial District, Iowa Department of Public Health Substance Abuse Prevention Service Area reports. The total percentages provided in these additional reports, as well as the breakdowns by grade level and gender, can be compared with the respective State of Iowa report percentages to view similarities and differences by region or population.

2016 Iowa Youth Survey

Profile of Participation

The 2016 Iowa Youth Survey was conducted via the internet and completed by students online through an electronic survey tool (SurveyMonkey) administered by the Iowa Department of Public Health.

A total of 84,703 validated records were received from students across the state. Data in this report assumes each record represents one student. Validated records were received from 83,638 students attending public school districts, and 1,065 students attending non-public schools. Records were identified from 277 of Iowa's 332 public school districts (83%), and from 12 of the 82 non-public schools (15%) for students enrolled in grades 6, 8, or 11. These records may represent additional districts (e.g., when districts whole grade share, when multiple districts reported the same district number, when districts shared their unique SurveyMonkey URLs, etc.). The 84,703 validated records received from students completing the IYS represented all 99 counties in Iowa. All Iowa counties were represented by a minimum of 26 IYS records.

Survey Content

The 2016 Iowa Youth Survey contains 221 questions and is divided into seven sections (A-G).

- Section A. Demographic Characteristics (9 questions)
- Section B. Things I Have Tried or Done and Things That Have Happened To Me (71 questions)
- Section C. My Beliefs and Attitudes (18 questions)
- Section D. Peer Questions (12 questions)
- Section E. School Questions (65 questions)
- Section F. Family Questions (20 questions)
- Section G. Community Questions (26 questions)

The appropriateness of any comparison between the 2016 IYS to surveys from previous years must be considered question by question. In some cases, the question numbers have changed from year to year. The question wording, response options, and time frames may also have changed. Trend analyses should be considered exploratory at best. If comparisons are made, the results may indicate school districts *appear* to be significantly different, for better or worse, from the reports generated by previous surveys. However, this appearance may be due to differences in question and response wording and the representativeness of the sample rather than actual changes in Iowa's youth.

Data

Data Cleaning

A total of 89,141 IYS records were received. During the data cleaning process, 4,438 records were removed, leaving a total of 84,703 validated Iowa Youth Survey records. Unique survey links were assigned to each individual school district and private school. Data cleaning included cross referencing information within survey records by identifying links used by school districts and comparing with the school district and building code entered by the students. Internet protocol (IP) addresses were collected automatically with each record and were used to identify errant records. Date and time checks were also used. Census information obtained from school districts and private schools following survey administration was reviewed to identify and assist with solving issues with survey data. School districts and private schools were consulted for assistance in identifying valid records. Analyses were performed to identify records with no responses recorded in Sections B through G (i.e., the non-demographic content of the survey). Since it was possible for a student to simply refuse to answer any question by leaving it blank, not all of the records with missing responses were removed. Records were removed for reasons including technical issues encountered by schools during IYS administration and students starting the survey over, students retaking the survey after failing to finish on their first attempt, students not in grades 6, 8, or 11 taking the survey, invalid records from teachers, parents, or others reviewing the survey using a link intended only for students, schools re-administering the survey to groups of students who were provided incorrect values for county and district and building codes.

Six questions in the 2016 IYS are identified as skip questions (B15, B16, B27, B40, B53, and B70). If a student answers "never" or "no" to a skip question, subsequent questions related to the skip question are passed over and the survey advances to the next applicable question. Responses for the skipped questions are set to "no" or a negative response during the data cleaning process. In the process of data cleaning, some records may have included a "no" or "never" response to a skip question, however had affirmative responses to the following related skipped questions. These situations may have occurred if a respondent first answered "yes" to a skip question, began answering the following questions, and then went back to change their response to the skip question to "no." In the process of data cleaning, if the "no" response to

the skip question and the follow-up questions that were answered were all “no” or in the negative, the responses stand and the rest of the skipped questions were set to reflect negative or “no” responses. If the skip question is answered with a “no” and at least one follow-up question was answered with a “yes” or in the affirmative, the skip question response was converted to “yes” and all other follow-up questions were left as is (blanks were left as missing).

Data Presentation

Section I: Data Tables

Data provided in the data tables include the responses to questions that appear in the 2016 Iowa Youth Survey. Two hundred eighteen of the 221 IYS questions are presented on pages 6 through 99; the first three questions regarding county number, school district number, and building number are not included in this report. The questions and responses provided in this report are written verbatim as they appeared in the 2016 survey; however punctuation was added to some questions in this report. Each table contains 13 columns. All percentages are rounded; “0%” appearing in any column represents anything less than 0.5% (including 0 or none). Due to rounding, percentages may not add up to exactly 100%.

The first row of the data tables describes the type of IYS report (i.e., state, county, etc.) and the year. The second row provides the question followed by the 2016 IYS section and question number. Below the question number in the first column are rows containing all possible response options provided on the IYS for that particular question. All percentages in the response rows are based on the number of students who answered the question; missing responses are not included in the calculation.

The final row in the table provides the total percentage of all students in the column who responded to the particular question. A low percentage in the last row indicates some students did not answer the question. In general, the higher the percentage responding, the more likely the responses are representative of students in Iowa. Several data tables from pages 6 to 99 contain data that present the number of times, days or hours students reported participating in an activity. For these questions, an additional row shows the combined percentage of students who report one or more incidences of these activities. These percentages serve as an indicator that shows the total percent of students who have reported engaging in the activity at least one time, day, or hour. Students who did not report the activity or who reported the activity less than once in the time frame provided in the question are excluded from the percent calculation for this row. For example, question B1 asks students to report the average number of hours worked per week during the school year. Responses for this question range from 0 hours to 11 or more hours. Thus, the final row of the table for question B1 shows the *total* percent of students who reported working 1-2 hours, 3-5 hours, 6-8 hours, 9-10 hours and 11 or more hours. Students who reported 0 hours are not included in the calculation of this total.

The second through fourth columns below the IYS question, titled “6th Grade,” are percentages based on all of the students in Iowa who answered the question and reported they were in grade 6. The “TOTAL” column combines all responses (including missing responses for gender), and is followed by data separated for male and female respondents.

Columns five through seven, titled “8th Grade,” provide the data described as above for students reporting they were in grade 8. Columns eight through ten, titled “11th Grade,” present the same data for students reporting they were in grade 11.

Columns eleven through thirteen, titled “All Grades,” include the percentage of all students who reported each of the responses. The results in this column include all of the students in the previous nine columns.

Section II: Alcohol, Tobacco, and Other Drug Use Tables

The prevalence of alcohol, tobacco, and other drug (ATOD) use is presented in three tables on pages [102 through 104](#). Data in the tables include students who indicated current use (use during the past 30 days) as well as students who indicated ever using. All results in the ATOD tables indicate the percentage of records (or students) indicating use; any indication of use for any of the questions associated with that particular substance were coded as use. In accordance with computations in previous IYS reports, if all other responses in the record indicated no use, responses containing missing data were also coded as no use. Also consistent with previous IYS reports, if all responses were missing, the record is considered to indicate no use. Therefore, students who left a question blank are included in the denominator used to calculate the percentage of students who reported use. Questions included in the “Drug Use: Current” and “Drug Use: Ever” categories in the ATOD tables vary each survey year, depending on what questions are included in the IYS. Caution is recommended when comparing these tables across survey years, with a careful review of component questions strongly encouraged. The questions associated with alcohol use, tobacco use, and drug use are presented in Table 1.

Table 1. Questions Included in Alcohol, Tobacco, and Other Drug Use Tables

ALCOHOL, TOBACCO, AND OTHER DRUG USE	ASSOCIATED QUESTIONS
ALCOHOL USE	
Alcohol Use: Current (Past 30 Day Use)	B16, B17, B18, B19
Alcohol Use: Ever	B15, B16, B17, B18, B19
TOBACCO USE	
Tobacco Use: Current (Past 30 Day Use)	B28, B32, B33, B34, B35, B36, B37
Tobacco Use: Ever	B27, B28, B29, B30, B31, B32, B33, B34, B35, B36, B37
Cigarette Use: Current (Past 30 Day Use)	B28, B32, B37
Cigarette Use: Ever	B28, B29, B30, B32, B37
Menthol Cigarette Use: Current	B37
Cigar Use: Current	B33
Smokeless Tobacco Use: Current	B34
Smokeless Tobacco Use: Ever	B31, B34
Water Pipe or Hookah Use: Current	B35
Regular Pipe Use: Current	B36
ELECTRONIC CIGARETTE USE	
Electronic Cigarette Use: Current	B39
Electronic Cigarette Use: Ever	B38, B39
DRUG USE	
Drug Use: Current (Past 30 Day Use)	B41, B43, B44, B45, B46, B47, B48, B49, B50, B51
Drug Use: Ever	B40, B41, B42, B43, B44, B45, B46, B47, B48, B49, B50, B51, B52

Section III: Individual Question Trends

Data provided in figures on [pages 105 through 129](#) present selected responses to 25 questions in the 2010, 2012, 2014, and 2016 Iowa Youth Surveys. Nineteen figures display responses for all four years. Since some of the 25 questions were not asked during all four years of IYS administration, six figures display responses for fewer years: 2012, 2014, and 2016.

Percentages for the selected responses to questions are provided for all students who reported they were in 6th, 8th, and 11th grades, as well as responses for all grades combined. “All Grades” combines all responses from grades 6, 8, and 11, and also includes records with missing responses for grade.

Each figure provides the IYS section and question number since question numbers can change each year. Percentages in the figures are based on the number of students who answered that question; missing responses are not included in the calculation. All percentages are rounded; “0%” appearing in any column represents anything less than 0.5% (including 0 or none). Following each figure, the question is provided along with all response options for the question including responses represented by the percentages in the figure and the other possible responses associated with the question.

Additional Information

For more information about the Iowa Youth Survey, including the background and changes through the years, refer to the [Appendix on page 130](#). To obtain more detail regarding Iowa Youth Survey procedures or for answers to general questions, please visit: www.iowayouthsurvey.iowa.gov. For additional information, use the “Contact Us” link found in the upper right corner of the webpage. While resources are limited, every effort will be made to promptly respond to requests.

Section I. Data Tables

The "Total" columns may contain responses from additional records, including records with missing responses for gender or grade.

Iowa Youth Survey • 2016 State of Iowa Results												
Number of Validated 2016 Iowa Youth Survey Records												
	6th Grade			8th Grade			11th Grade			All Grades		
	TOTAL	Male	Female	TOTAL	Male	Female	TOTAL	Male	Female	TOTAL	Male	Female
		29275	14776	14211	29139	14780	14090	25981	13130	12651	84703	42822

Section A. Demographic Characteristics

Iowa Youth Survey • 2016 State of Iowa Results												
In what grade of school are you?												
IYS Question A4	6th Grade			8th Grade			11th Grade			All Grades		
	TOTAL	Male	Female	TOTAL	Male	Female	TOTAL	Male	Female	TOTAL	Male	Female
	6th	100%	100%	100%	0%	0%	0%	0%	0%	0%	35%	35%
8th	0%	0%	0%	100%	100%	100%	0%	0%	0%	35%	35%	34%
11th	0%	0%	0%	0%	0%	0%	100%	100%	100%	31%	31%	31%
Percent who answered question	100%	100%	100%	100%	100%	100%	100%	100%	100%	100%	100%	100%

Iowa Youth Survey • 2016 State of Iowa Results												
What is your current age?												
IYS Question A5	6th Grade			8th Grade			11th Grade			All Grades		
	TOTAL	Male	Female	TOTAL	Male	Female	TOTAL	Male	Female	TOTAL	Male	Female
9 or under	0%	0%	0%	0%	0%	0%	0%	0%	0%	0%	0%	0%
10	0%	0%	0%	0%	0%	0%	0%	0%	0%	0%	0%	0%
11	72%	67%	77%	0%	0%	0%	0%	0%	0%	25%	23%	27%
12	27%	32%	22%	1%	1%	1%	0%	0%	0%	10%	11%	8%
13	1%	1%	0%	71%	66%	76%	0%	0%	0%	25%	23%	26%
14	0%	0%	0%	28%	32%	23%	0%	0%	0%	10%	11%	8%
15	0%	0%	0%	0%	1%	0%	1%	1%	1%	0%	0%	0%
16	0%	0%	0%	0%	0%	0%	70%	66%	75%	22%	20%	23%
17	0%	0%	0%	0%	0%	0%	27%	32%	23%	8%	10%	7%
18+	0%	0%	0%	0%	0%	0%	1%	1%	1%	0%	0%	0%
Percent who answered question	100%	100%	100%	100%	100%	100%	100%	100%	100%	100%	100%	100%

Iowa Youth Survey • 2016 State of Iowa Results												
Are you male or female?												
IYS Question A6	6th Grade			8th Grade			11th Grade			All Grades		
	TOTAL	Male	Female	TOTAL	Male	Female	TOTAL	Male	Female	TOTAL	Male	Female
Male	51%	100%	0%	51%	100%	0%	51%	100%	0%	51%	100%	0%
Female	49%	0%	100%	49%	0%	100%	49%	0%	100%	49%	0%	100%
Percent who answered question	99%	100%	100%	99%	100%	100%	99%	100%	100%	99%	100%	100%

Iowa Youth Survey • 2016 State of Iowa Results												
Would you describe yourself as?												
IYS Question A7	6th Grade			8th Grade			11th Grade			All Grades		
	TOTAL	Male	Female	TOTAL	Male	Female	TOTAL	Male	Female	TOTAL	Male	Female
White	73%	74%	73%	75%	75%	76%	78%	78%	79%	75%	76%	76%
Black or African American	6%	6%	5%	5%	6%	4%	4%	5%	4%	5%	5%	5%
American Indian or Alaska Native	1%	1%	1%	1%	1%	1%	1%	1%	1%	1%	1%	1%
Asian/Pacific Islander	3%	3%	3%	3%	3%	3%	3%	3%	3%	3%	3%	3%
Ethnicity: Hispanic or Latino	8%	8%	9%	8%	8%	8%	7%	7%	7%	8%	8%	8%
Mixed or Multiple Races	7%	7%	7%	7%	6%	7%	6%	5%	6%	7%	6%	7%
Some Other Race	2%	2%	2%	1%	1%	1%	1%	1%	1%	1%	1%	1%
Percent who answered question	98%	99%	99%	99%	100%	100%	99%	100%	100%	99%	99%	99%

Note: The Asian/Pacific Islander race category includes: Asian Indian, Chinese, Filipino, Japanese, Korean, Vietnamese, Native Hawaiian, Guamanian or Chamorro, Samoan, Other Asian, and Other Pacific Islander. The Hispanic or Latino ethnicity categories include: Mexican-American, Cuban, Puerto Rican, Chicano, etc.

Iowa Youth Survey • 2016 State of Iowa Results												
Where are you now living?												
IYS Question A8	6th Grade			8th Grade			11th Grade			All Grades		
	TOTAL	Male	Female	TOTAL	Male	Female	TOTAL	Male	Female	TOTAL	Male	Female
With 1 parent	17%	16%	18%	19%	18%	20%	22%	22%	22%	19%	18%	20%
With 2 parents	77%	77%	76%	75%	77%	74%	72%	73%	72%	75%	76%	74%
With grandparents or other relatives	2%	2%	2%	2%	2%	2%	2%	2%	3%	2%	2%	2%
With foster parents	0%	0%	0%	0%	0%	0%	0%	0%	1%	0%	0%	0%
In shelter care	0%	0%	0%	0%	0%	0%	0%	0%	0%	0%	0%	0%
In a residential group or home	0%	0%	0%	0%	0%	0%	0%	0%	0%	0%	0%	0%
Independent living	0%	0%	0%	0%	0%	0%	0%	0%	0%	0%	0%	0%
Other	3%	3%	3%	3%	3%	3%	2%	2%	2%	3%	3%	3%
Percent who answered question	98%	99%	99%	99%	99%	99%	99%	100%	100%	99%	99%	99%

Iowa Youth Survey • 2016 State of Iowa Results												
I have a parent/guardian in the military who:												
IYS Question A9	6th Grade			8th Grade			11th Grade			All Grades		
	TOTAL	Male	Female	TOTAL	Male	Female	TOTAL	Male	Female	TOTAL	Male	Female
Is <u>currently</u> away from home because of military service and has been gone more than two weeks	1%	2%	1%	1%	1%	1%	0%	1%	0%	1%	1%	1%
Returned home after being away for more than two weeks because of military service in the last year	2%	3%	2%	1%	2%	1%	1%	1%	1%	2%	2%	1%
Is in the military but has not been away from home for more than two weeks because of military service in the last year	2%	2%	2%	2%	2%	2%	2%	2%	2%	2%	2%	2%
I do not have a parent in the military	94%	93%	95%	96%	96%	97%	97%	97%	97%	96%	95%	96%
Percent who answered question	92%	91%	94%	96%	96%	97%	98%	97%	98%	95%	95%	97%

Section B. Things I Have Tried or Done and Things That Have Happened to Me

Iowa Youth Survey • 2016 State of Iowa Results												
On the average during the school year, how many hours per week do you spend: Working in a paid job?												
IYS Question B1	6th Grade			8th Grade			11th Grade			All Grades		
	TOTAL	Male	Female	TOTAL	Male	Female	TOTAL	Male	Female	TOTAL	Male	Female
0 Hours	82%	78%	86%	81%	78%	83%	41%	41%	41%	69%	67%	71%
1–2 Hours	10%	11%	8%	9%	10%	9%	5%	5%	5%	8%	9%	7%
3–5 Hours	4%	4%	3%	6%	6%	5%	10%	10%	10%	6%	7%	6%
6–8 Hours	3%	3%	2%	2%	3%	2%	11%	10%	12%	5%	5%	5%
9–10 Hours	1%	1%	1%	1%	1%	1%	8%	8%	9%	3%	3%	3%
11 or more Hours	1%	2%	1%	1%	2%	1%	25%	26%	23%	9%	9%	8%
Percent who answered question	94%	95%	95%	98%	98%	98%	98%	98%	99%	97%	97%	97%
Percent who reported one or more hours	18%	22%	14%	19%	22%	17%	59%	59%	59%	31%	33%	29%

Iowa Youth Survey • 2016 State of Iowa Results												
On the average during the school year, how many hours per week do you spend: Outside of school with no adult supervision?												
IYS Question B2	6th Grade			8th Grade			11th Grade			All Grades		
	TOTAL	Male	Female	TOTAL	Male	Female	TOTAL	Male	Female	TOTAL	Male	Female
0 Hours	35%	32%	37%	19%	18%	21%	8%	8%	8%	21%	20%	22%
1–2 Hours	39%	39%	40%	38%	37%	40%	21%	20%	21%	33%	32%	34%
3–5 Hours	16%	17%	14%	24%	25%	24%	28%	27%	29%	22%	23%	22%
6–8 Hours	5%	6%	4%	9%	10%	9%	18%	17%	18%	10%	11%	10%
9–10 Hours	2%	2%	1%	4%	4%	3%	9%	9%	9%	5%	5%	5%
11 or more Hours	4%	4%	3%	5%	6%	4%	16%	19%	14%	8%	10%	7%
Percent who answered question	94%	94%	95%	97%	97%	97%	97%	97%	97%	96%	96%	96%
Percent who reported one or more hours	65%	68%	63%	81%	82%	79%	92%	92%	92%	79%	80%	78%

Iowa Youth Survey • 2016 State of Iowa Results												
On the average <u>during the school year</u> , how many <u>hours per week</u> do you spend: Volunteering either by helping others or helping improve your school or community?												
IYS Question B3	6th Grade			8th Grade			11th Grade			All Grades		
	TOTAL	Male	Female	TOTAL	Male	Female	TOTAL	Male	Female	TOTAL	Male	Female
0 Hours	58%	61%	55%	56%	61%	52%	44%	51%	38%	53%	58%	49%
1–2 Hours	31%	29%	33%	33%	30%	36%	39%	35%	42%	34%	31%	37%
3–5 Hours	7%	7%	8%	8%	7%	8%	12%	10%	14%	9%	8%	10%
6–8 Hours	2%	2%	2%	2%	2%	2%	3%	2%	4%	2%	2%	3%
9–10 Hours	1%	0%	1%	1%	1%	1%	1%	1%	1%	1%	1%	1%
11 or more Hours	1%	1%	1%	1%	1%	1%	1%	1%	1%	1%	1%	1%
Percent who answered question	92%	92%	93%	95%	95%	96%	96%	96%	97%	94%	94%	95%
Percent who reported one or more hours	42%	39%	45%	44%	39%	48%	56%	49%	62%	47%	42%	51%

Iowa Youth Survey • 2016 State of Iowa Results												
On the average <u>during the school year</u> , how many <u>hours per week</u> do you spend: Participating in extra-curricular activities <u>at school or outside of school</u> (sports, music, clubs, 4-H, scouts, etc.)?												
IYS Question B4	6th Grade			8th Grade			11th Grade			All Grades		
	TOTAL	Male	Female	TOTAL	Male	Female	TOTAL	Male	Female	TOTAL	Male	Female
0 Hours	24%	26%	22%	19%	21%	16%	23%	24%	21%	22%	24%	20%
1–2 Hours	37%	35%	39%	29%	29%	30%	16%	15%	17%	28%	27%	29%
3–5 Hours	23%	23%	24%	23%	22%	24%	20%	19%	20%	22%	22%	23%
6–8 Hours	9%	9%	8%	13%	12%	14%	13%	12%	14%	12%	11%	12%
9–10 Hours	3%	3%	3%	7%	7%	7%	10%	9%	10%	7%	6%	7%
11 or more Hours	4%	5%	4%	8%	8%	9%	19%	20%	17%	10%	11%	10%
Percent who answered question	95%	95%	96%	98%	98%	98%	98%	98%	99%	97%	97%	98%
Percent who reported one or more hours	76%	74%	78%	81%	79%	84%	77%	76%	79%	78%	76%	80%

Iowa Youth Survey • 2016 State of Iowa Results												
On the average during the school year, how many hours per week do you spend: Reading just for fun?												
IYS Question B5	6th Grade			8th Grade			11th Grade			All Grades		
	TOTAL	Male	Female	TOTAL	Male	Female	TOTAL	Male	Female	TOTAL	Male	Female
0 Hours	31%	38%	24%	44%	55%	33%	56%	65%	46%	43%	52%	34%
1–2 Hours	49%	46%	53%	38%	33%	43%	29%	25%	35%	39%	35%	44%
3–5 Hours	11%	10%	13%	10%	8%	13%	8%	6%	10%	10%	8%	12%
6–8 Hours	4%	3%	4%	4%	2%	5%	3%	2%	4%	3%	3%	4%
9–10 Hours	1%	1%	2%	1%	1%	2%	1%	1%	2%	1%	1%	2%
11 or more Hours	3%	3%	4%	3%	2%	4%	2%	1%	3%	3%	2%	3%
Percent who answered question	95%	95%	96%	97%	97%	98%	98%	98%	98%	97%	97%	98%
Percent who reported one or more hours	69%	62%	76%	56%	45%	67%	44%	35%	54%	57%	48%	66%

Iowa Youth Survey • 2016 State of Iowa Results												
On the average during the school year, how many hours per week do you spend: At religious services, programs, or activities?												
IYS Question B6	6th Grade			8th Grade			11th Grade			All Grades		
	TOTAL	Male	Female	TOTAL	Male	Female	TOTAL	Male	Female	TOTAL	Male	Female
0 Hours	42%	43%	40%	43%	44%	42%	52%	54%	50%	45%	47%	44%
1–2 Hours	41%	40%	42%	39%	39%	39%	33%	32%	34%	38%	37%	38%
3–5 Hours	13%	12%	14%	15%	13%	16%	12%	10%	13%	13%	12%	14%
6–8 Hours	2%	2%	2%	2%	2%	2%	2%	2%	3%	2%	2%	2%
9–10 Hours	1%	1%	1%	1%	0%	1%	1%	1%	1%	1%	1%	1%
11 or more Hours	1%	1%	1%	1%	1%	1%	1%	1%	1%	1%	1%	1%
Percent who answered question	93%	93%	93%	97%	97%	97%	97%	98%	98%	95%	96%	96%
Percent who reported one or more hours	58%	57%	60%	57%	56%	58%	48%	46%	50%	55%	53%	56%

Iowa Youth Survey • 2016 State of Iowa Results												
On the average during the school year, how many hours per week do you spend: Doing school assignments or homework outside of school hours?												
IYS Question B7	6th Grade			8th Grade			11th Grade			All Grades		
	TOTAL	Male	Female	TOTAL	Male	Female	TOTAL	Male	Female	TOTAL	Male	Female
0 Hours	13%	16%	10%	12%	16%	7%	9%	13%	5%	11%	15%	7%
1–2 Hours	71%	69%	73%	63%	64%	62%	42%	47%	36%	59%	60%	58%
3–5 Hours	12%	11%	12%	18%	15%	22%	27%	24%	31%	19%	16%	21%
6–8 Hours	2%	2%	2%	5%	4%	6%	12%	9%	15%	6%	5%	8%
9–10 Hours	1%	1%	1%	1%	1%	2%	5%	3%	7%	2%	2%	3%
11 or more Hours	1%	1%	1%	1%	1%	1%	5%	3%	7%	2%	2%	3%
Percent who answered question	95%	95%	96%	97%	98%	98%	98%	98%	98%	97%	97%	98%
Percent who reported one or more hours	87%	84%	90%	88%	84%	93%	91%	87%	95%	89%	85%	93%

Iowa Youth Survey • 2016 State of Iowa Results												
On the average during the school year, how many hours per week do you spend: Playing electronic games on a computer, TV, phone, or other device?												
IYS Question B8	6th Grade			8th Grade			11th Grade			All Grades		
	TOTAL	Male	Female	TOTAL	Male	Female	TOTAL	Male	Female	TOTAL	Male	Female
0 Hours	7%	6%	8%	5%	5%	6%	10%	8%	13%	7%	6%	9%
1–2 Hours	41%	38%	45%	31%	31%	32%	28%	28%	28%	34%	32%	35%
3–5 Hours	27%	27%	26%	29%	29%	29%	24%	25%	23%	27%	27%	26%
6–8 Hours	11%	12%	10%	15%	15%	15%	15%	16%	15%	14%	15%	13%
9–10 Hours	5%	5%	4%	7%	7%	7%	8%	8%	8%	6%	6%	6%
11 or more Hours	9%	11%	7%	12%	13%	11%	14%	15%	13%	12%	13%	10%
Percent who answered question	96%	96%	97%	98%	98%	99%	98%	98%	99%	97%	98%	98%
Percent who reported one or more hours	93%	94%	92%	95%	95%	94%	90%	92%	87%	93%	94%	91%

Iowa Youth Survey • 2016 State of Iowa Results												
On the average during the school year, how many hours per week do you spend: Watching TV?												
IYS Question B9	6th Grade			8th Grade			11th Grade			All Grades		
	TOTAL	Male	Female	TOTAL	Male	Female	TOTAL	Male	Female	TOTAL	Male	Female
0 Hours	13%	13%	12%	15%	16%	13%	16%	18%	14%	14%	16%	13%
1–2 Hours	48%	46%	49%	45%	45%	45%	39%	39%	40%	44%	43%	45%
3–5 Hours	22%	22%	22%	23%	22%	24%	25%	24%	26%	23%	23%	24%
6–8 Hours	8%	8%	8%	9%	9%	9%	11%	11%	11%	9%	9%	9%
9–10 Hours	3%	4%	3%	4%	4%	4%	4%	4%	4%	4%	4%	4%
11 or more Hours	6%	7%	5%	4%	5%	4%	5%	5%	5%	5%	5%	5%
Percent who answered question	96%	96%	97%	98%	98%	99%	98%	98%	99%	97%	98%	98%
Percent who reported one or more hours	87%	87%	88%	85%	84%	87%	84%	82%	86%	86%	84%	87%

Iowa Youth Survey • 2016 State of Iowa Results												
On how many days of the past 7 days were you physically active for a total of 60 minutes (1 hour) or more per day? (Add up all the time you spent in any kind of physical activity like running, walking fast, swimming, riding a bicycle)												
IYS Question B10	6th Grade			8th Grade			11th Grade			All Grades		
	TOTAL	Male	Female	TOTAL	Male	Female	TOTAL	Male	Female	TOTAL	Male	Female
0 days	5%	5%	5%	4%	4%	4%	7%	5%	8%	5%	5%	6%
1 day	8%	7%	8%	5%	5%	6%	6%	4%	8%	6%	5%	7%
2 days	10%	9%	11%	8%	7%	10%	9%	7%	12%	9%	8%	11%
3 days	13%	12%	15%	12%	10%	14%	12%	10%	14%	12%	11%	14%
4 days	13%	12%	14%	12%	10%	13%	10%	9%	11%	12%	10%	13%
5 days	13%	12%	14%	15%	14%	17%	16%	16%	16%	15%	14%	16%
6 days	9%	8%	9%	10%	9%	11%	11%	11%	11%	10%	10%	10%
7 days	30%	34%	25%	33%	40%	26%	29%	38%	19%	31%	38%	24%
Percent who answered question	97%	97%	97%	98%	98%	98%	98%	98%	99%	98%	98%	98%
Percent who reported one or more days	95%	95%	95%	96%	96%	96%	93%	95%	92%	95%	95%	94%

Iowa Youth Survey • 2016 State of Iowa Results												
During the past 7 days, how many times did you eat <u>fruit</u> (do <u>not</u> count fruit juice)?												
IYS Question B11	6th Grade			8th Grade			11th Grade			All Grades		
	TOTAL	Male	Female	TOTAL	Male	Female	TOTAL	Male	Female	TOTAL	Male	Female
I did not eat any fruit during the past 7 days	6%	7%	5%	5%	6%	4%	6%	6%	5%	5%	6%	5%
Less than 1 time each day	11%	11%	10%	12%	12%	12%	16%	15%	17%	13%	13%	13%
1 time per day	23%	23%	23%	26%	25%	27%	29%	29%	30%	26%	26%	27%
2 times per day	27%	25%	29%	29%	28%	31%	28%	28%	28%	28%	27%	29%
3 times per day	18%	17%	18%	16%	17%	16%	13%	14%	13%	16%	16%	16%
4 times per day	6%	6%	6%	5%	5%	5%	4%	4%	4%	5%	5%	5%
5 or more times each day	10%	10%	9%	6%	7%	5%	5%	5%	4%	7%	7%	6%
Percent who answered question	96%	97%	97%	98%	98%	98%	98%	98%	98%	97%	98%	98%
Percent who reported one or more times per day	84%	82%	85%	83%	82%	83%	79%	79%	78%	82%	81%	82%

Iowa Youth Survey • 2016 State of Iowa Results												
During the past 7 days, how many times did you eat green salad, carrots, potatoes or any other vegetables (do <u>not</u> count french fries, fried potatoes, or potato chips)?												
IYS Question B12	6th Grade			8th Grade			11th Grade			All Grades		
	TOTAL	Male	Female	TOTAL	Male	Female	TOTAL	Male	Female	TOTAL	Male	Female
I did not eat any vegetables during the past 7 days	9%	11%	7%	7%	9%	5%	7%	8%	6%	8%	10%	6%
Less than 1 time per day	14%	15%	13%	16%	17%	15%	18%	19%	17%	16%	17%	15%
1 time per day	29%	29%	30%	32%	31%	33%	33%	33%	34%	31%	31%	32%
2 times per day	24%	22%	26%	25%	23%	27%	25%	23%	26%	25%	23%	27%
3 times per day	13%	12%	13%	12%	11%	12%	10%	10%	11%	12%	11%	12%
4 times per day	4%	4%	4%	4%	4%	4%	3%	3%	3%	4%	3%	4%
5 or more times each day	7%	7%	7%	4%	5%	4%	4%	4%	3%	5%	5%	5%
Percent who answered question	97%	97%	97%	98%	98%	99%	98%	98%	99%	98%	98%	98%
Percent who reported one or more times per day	77%	73%	80%	77%	74%	80%	75%	73%	77%	76%	73%	79%

Iowa Youth Survey • 2016 State of Iowa Results												
During the <u>last 30 days</u> , how many times have you skipped or “cut” classes or school days?												
IYS Question B13	6th Grade			8th Grade			11th Grade			All Grades		
	TOTAL	Male	Female	TOTAL	Male	Female	TOTAL	Male	Female	TOTAL	Male	Female
0 times	86%	85%	87%	89%	89%	89%	79%	79%	78%	85%	85%	85%
1 time	8%	9%	7%	6%	6%	6%	9%	9%	10%	8%	8%	8%
2 times	3%	4%	3%	2%	2%	2%	5%	5%	5%	4%	4%	4%
3 or more times	3%	3%	2%	2%	2%	2%	7%	7%	7%	4%	4%	4%
Percent who answered question	96%	97%	97%	98%	98%	98%	98%	98%	98%	97%	98%	98%
Percent who reported one or more times	14%	15%	13%	11%	11%	11%	21%	21%	22%	15%	15%	15%

Iowa Youth Survey • 2016 State of Iowa Results												
About how often in the <u>last 30 days</u> have any of your classroom teachers had to stop teaching in order to deal with a major student disruption or behavior problem?												
IYS Question B14	6th Grade			8th Grade			11th Grade			All Grades		
	TOTAL	Male	Female	TOTAL	Male	Female	TOTAL	Male	Female	TOTAL	Male	Female
0 times	31%	32%	30%	30%	31%	28%	45%	47%	43%	35%	36%	33%
1 time	21%	22%	20%	23%	24%	22%	24%	24%	24%	23%	23%	22%
2 times	15%	15%	16%	16%	16%	16%	13%	12%	14%	15%	14%	16%
3 or more times	33%	31%	34%	31%	29%	34%	17%	16%	19%	27%	26%	29%
Percent who answered question	96%	96%	96%	97%	98%	98%	98%	98%	98%	97%	97%	97%
Percent who reported one or more times	69%	68%	70%	70%	69%	72%	55%	53%	57%	65%	64%	67%

Iowa Youth Survey • 2016 State of Iowa Results												
How old were you (if ever) when you first drank (more than a few sips) of alcohol (beer, wine, or liquor)?												
IYS Question B15	6th Grade			8th Grade			11th Grade			All Grades		
	TOTAL	Male	Female	TOTAL	Male	Female	TOTAL	Male	Female	TOTAL	Male	Female
Never	83%	79%	88%	77%	74%	80%	50%	52%	49%	71%	69%	73%
8 or younger	7%	9%	5%	5%	6%	4%	4%	5%	2%	5%	7%	4%
9 or 10	5%	6%	3%	4%	5%	3%	2%	3%	2%	4%	4%	3%
11 or 12	4%	5%	3%	6%	7%	6%	5%	5%	4%	5%	5%	4%
13 or 14	0%	0%	0%	7%	7%	7%	13%	12%	15%	7%	6%	7%
15 or 16	0%	0%	0%	0%	0%	0%	24%	22%	27%	8%	7%	8%
17 or older	1%	1%	1%	0%	1%	0%	2%	2%	1%	1%	1%	1%
Percent who answered question	96%	96%	96%	97%	97%	98%	97%	97%	98%	97%	97%	97%

Note: Question B15 is a skip question. If a respondent answered “never” to question B15, he or she was taken to question B26 and responses representing never having used alcohol were inserted into the data set for all questions in between.

Iowa Youth Survey • 2016 State of Iowa Results												
In the past 30 days, have you had at least one drink of alcohol (glass, bottle or can of beer, glass of wine, liquor, or mixed drink)?												
IYS Question B16	6th Grade			8th Grade			11th Grade			All Grades		
	TOTAL	Male	Female	TOTAL	Male	Female	TOTAL	Male	Female	TOTAL	Male	Female
Yes	3%	4%	2%	5%	6%	5%	21%	21%	22%	9%	10%	9%
No	97%	96%	98%	95%	94%	95%	79%	79%	78%	91%	90%	91%
Percent who answered question	97%	97%	97%	98%	98%	98%	98%	98%	98%	97%	98%	98%

Note: Question B16 is a skip question. If a respondent answered “no” to question B16, he or she was taken to question B26 and responses representing never having used alcohol were inserted into the data set for all questions in between.

Iowa Youth Survey • 2016 State of Iowa Results												
During the last 30 days, on how many days did you have 5 or more drinks of alcohol (glasses, bottles, or cans of beer, glasses of wine, liquor, mixed drinks) in a row, that is within a couple of hours?												
IYS Question B17	6th Grade			8th Grade			11th Grade			All Grades		
	TOTAL	Male	Female	TOTAL	Male	Female	TOTAL	Male	Female	TOTAL	Male	Female
0 days	99%	99%	99%	98%	98%	98%	87%	87%	87%	95%	95%	95%
1 day	1%	1%	0%	1%	1%	1%	5%	4%	5%	2%	2%	2%
2 days	0%	0%	0%	0%	0%	0%	3%	3%	3%	1%	1%	1%
3 to 5 days	0%	0%	0%	0%	0%	0%	3%	3%	3%	1%	1%	1%
6 to 9 days	0%	0%	0%	0%	0%	0%	1%	1%	1%	0%	0%	0%
10 to 19 days	0%	0%	0%	0%	0%	0%	0%	0%	0%	0%	0%	0%
20 or more days	0%	0%	0%	0%	0%	0%	1%	1%	0%	0%	1%	0%
Percent who answered question	97%	97%	97%	98%	98%	98%	98%	98%	98%	97%	98%	98%
Percent who reported one or more days	1%	1%	1%	2%	2%	2%	13%	13%	13%	5%	5%	5%

Iowa Youth Survey • 2016 State of Iowa Results												
If you drank alcohol in the past 30 days, did you drink: Beer?												
IYS Question B18	6th Grade			8th Grade			11th Grade			All Grades		
	TOTAL	Male	Female	TOTAL	Male	Female	TOTAL	Male	Female	TOTAL	Male	Female
Yes	1%	1%	1%	2%	3%	2%	11%	14%	9%	5%	6%	3%
No	99%	99%	99%	98%	97%	98%	89%	86%	91%	95%	94%	97%
Percent who answered question	97%	97%	97%	97%	97%	98%	96%	97%	96%	96%	97%	97%

Iowa Youth Survey • 2016 State of Iowa Results												
If you drank alcohol in the past 30 days, did you drink: Any other alcohol?												
IYS Question B19	6th Grade			8th Grade			11th Grade			All Grades		
	TOTAL	Male	Female	TOTAL	Male	Female	TOTAL	Male	Female	TOTAL	Male	Female
Yes	1%	2%	1%	4%	3%	4%	18%	16%	19%	7%	7%	8%
No	99%	98%	99%	96%	97%	96%	82%	84%	81%	93%	93%	92%
Percent who answered question	97%	97%	97%	97%	98%	98%	97%	97%	98%	97%	97%	98%

Iowa Youth Survey • 2016 State of Iowa Results												
During the past 30 days did you get <u>alcohol</u> from the following sources: I bought it?												
IYS Question B20	6th Grade			8th Grade			11th Grade			All Grades		
	TOTAL	Male	Female	TOTAL	Male	Female	TOTAL	Male	Female	TOTAL	Male	Female
Yes	0%	0%	0%	0%	0%	0%	2%	3%	1%	1%	1%	0%
No	100%	100%	100%	100%	100%	100%	98%	97%	99%	99%	99%	100%
Percent who answered question	97%	97%	97%	97%	97%	97%	93%	94%	93%	96%	96%	96%

Iowa Youth Survey • 2016 State of Iowa Results												
During the past 30 days did you get <u>alcohol</u> from the following sources: I gave someone money to buy it?												
IYS Question B21	6th Grade			8th Grade			11th Grade			All Grades		
	TOTAL	Male	Female	TOTAL	Male	Female	TOTAL	Male	Female	TOTAL	Male	Female
Yes	0%	0%	0%	0%	1%	0%	7%	7%	7%	2%	2%	2%
No	100%	100%	100%	100%	99%	100%	93%	93%	93%	98%	98%	98%
Percent who answered question	97%	97%	97%	97%	97%	97%	94%	94%	95%	96%	96%	96%

Iowa Youth Survey • 2016 State of Iowa Results												
During the past 30 days did you get <u>alcohol</u> from the following sources: I got it from a parent/guardian?												
IYS Question B22	6th Grade			8th Grade			11th Grade			All Grades		
	TOTAL	Male	Female	TOTAL	Male	Female	TOTAL	Male	Female	TOTAL	Male	Female
Yes	1%	2%	1%	2%	2%	2%	5%	4%	5%	3%	3%	3%
No	99%	98%	99%	98%	98%	98%	95%	96%	95%	97%	97%	97%
Percent who answered question	97%	97%	97%	97%	97%	98%	93%	93%	94%	96%	96%	96%

Iowa Youth Survey • 2016 State of Iowa Results												
During the past 30 days did you get <u>alcohol</u> from the following sources: I got it at a party?												
IYS Question B23	6th Grade			8th Grade			11th Grade			All Grades		
	TOTAL	Male	Female	TOTAL	Male	Female	TOTAL	Male	Female	TOTAL	Male	Female
Yes	0%	1%	0%	2%	2%	1%	11%	10%	11%	4%	4%	4%
No	100%	99%	100%	98%	98%	99%	89%	90%	89%	96%	96%	96%
Percent who answered question	97%	97%	97%	97%	97%	98%	95%	95%	95%	96%	96%	97%

Iowa Youth Survey • 2016 State of Iowa Results												
During the past 30 days did you get <u>alcohol</u> from the following sources: A friend who is under 21 gave to me?												
IYS Question B24	6th Grade			8th Grade			11th Grade			All Grades		
	TOTAL	Male	Female	TOTAL	Male	Female	TOTAL	Male	Female	TOTAL	Male	Female
Yes	0%	0%	0%	1%	1%	1%	8%	7%	8%	3%	3%	3%
No	100%	100%	100%	99%	99%	99%	92%	93%	92%	97%	97%	97%
Percent who answered question	97%	97%	97%	97%	97%	98%	94%	94%	94%	96%	96%	96%

Iowa Youth Survey • 2016 State of Iowa Results												
During the past 30 days did you get <u>alcohol</u> from the following sources: A friend who is over 21 gave it to me?												
IYS Question B25	6th Grade			8th Grade			11th Grade			All Grades		
	TOTAL	Male	Female	TOTAL	Male	Female	TOTAL	Male	Female	TOTAL	Male	Female
Yes	0%	1%	0%	1%	1%	1%	8%	7%	8%	3%	3%	3%
No	100%	99%	100%	99%	99%	99%	92%	93%	92%	97%	97%	97%
Percent who answered question	97%	97%	97%	97%	97%	98%	94%	94%	94%	96%	96%	96%

Iowa Youth Survey • 2016 State of Iowa Results												
Have you ever driven a car or other motor vehicle after using any amount of alcohol or other drugs?												
IYS Question B26	6th Grade			8th Grade			11th Grade			All Grades		
	TOTAL	Male	Female	TOTAL	Male	Female	TOTAL	Male	Female	TOTAL	Male	Female
0 times	97%	96%	98%	98%	97%	98%	90%	89%	91%	95%	94%	96%
1 time	1%	1%	1%	1%	1%	1%	4%	4%	5%	2%	2%	2%
2 times	0%	1%	0%	0%	0%	0%	2%	2%	2%	1%	1%	1%
3 or more times	1%	2%	1%	1%	2%	1%	4%	5%	3%	2%	3%	1%
Percent who answered question	96%	96%	96%	97%	98%	98%	97%	98%	98%	97%	97%	97%
Percent who reported one or more times	3%	4%	2%	2%	3%	2%	10%	11%	9%	5%	6%	4%

Iowa Youth Survey • 2016 State of Iowa Results												
Have you ever smoked tobacco or used any tobacco products (not including electronic cigarettes)?												
IYS Question B27	6th Grade			8th Grade			11th Grade			All Grades		
	TOTAL	Male	Female	TOTAL	Male	Female	TOTAL	Male	Female	TOTAL	Male	Female
Yes	2%	3%	2%	6%	7%	6%	19%	21%	17%	9%	10%	8%
No	98%	97%	98%	94%	93%	94%	81%	79%	83%	91%	90%	92%
Percent who answered question	96%	96%	97%	97%	97%	98%	97%	97%	98%	97%	97%	97%

Note: Question B27 is a skip question. If a respondent answered “no” to question B27, he or she was taken to question B38 and responses representing never having used tobacco products were inserted into the data set for all questions in between.

Iowa Youth Survey • 2016 State of Iowa Results												
During the <u>past 30 days</u> , on the days you smoked, how many cigarettes did you smoke per day?												
IYS Question B28	6th Grade			8th Grade			11th Grade			All Grades		
	TOTAL	Male	Female	TOTAL	Male	Female	TOTAL	Male	Female	TOTAL	Male	Female
I did not smoke cigarettes during the past 30 days	99%	99%	100%	98%	98%	98%	94%	94%	94%	97%	97%	97%
Less than 1 cigarette per day	0%	0%	0%	1%	1%	1%	2%	2%	3%	1%	1%	1%
1 cigarette per day	0%	0%	0%	0%	0%	0%	1%	1%	1%	0%	0%	0%
2 to 5 per day	0%	0%	0%	0%	0%	0%	2%	2%	2%	1%	1%	1%
6 to 10 per day	0%	0%	0%	0%	0%	0%	1%	1%	1%	0%	0%	0%
11 to 20 per day	0%	0%	0%	0%	0%	0%	0%	0%	0%	0%	0%	0%
More than 20 per day	0%	0%	0%	0%	0%	0%	0%	1%	0%	0%	0%	0%
Percent who answered question	96%	97%	97%	97%	98%	98%	98%	98%	98%	97%	97%	98%
Percent who reported one or more per day	0%	0%	0%	1%	1%	1%	4%	4%	4%	2%	2%	2%

Iowa Youth Survey • 2016 State of Iowa Results												
How many times in the past 12 months have you stopped smoking cigarettes for one day or longer because you were trying to quit?												
IYS Question B29	6th Grade			8th Grade			11th Grade			All Grades		
	TOTAL	Male	Female	TOTAL	Male	Female	TOTAL	Male	Female	TOTAL	Male	Female
I have not smoked cigarettes in the past 12 months	99%	99%	99%	98%	98%	98%	92%	92%	92%	97%	97%	97%
I have not tried to quit	0%	0%	0%	1%	1%	1%	3%	3%	3%	1%	1%	1%
1 time	0%	0%	0%	0%	0%	1%	2%	2%	2%	1%	1%	1%
2 times	0%	0%	0%	0%	0%	0%	1%	1%	1%	0%	0%	0%
3 or more times	0%	0%	0%	1%	1%	1%	2%	2%	2%	1%	1%	1%
Percent who answered question	96%	97%	97%	97%	98%	98%	97%	97%	98%	97%	97%	98%
Percent who reported one or more times	0%	0%	0%	1%	1%	1%	4%	4%	5%	2%	2%	2%

Iowa Youth Survey • 2016 State of Iowa Results												
How old were you when you first: Smoked a whole cigarette for the first time?												
IYS Question B30	6th Grade			8th Grade			11th Grade			All Grades		
	TOTAL	Male	Female	TOTAL	Male	Female	TOTAL	Male	Female	TOTAL	Male	Female
Never	99%	99%	99%	96%	96%	96%	87%	87%	87%	94%	94%	95%
8 or younger	0%	0%	0%	1%	1%	0%	1%	1%	0%	1%	1%	0%
9 or 10	0%	0%	0%	1%	1%	1%	1%	1%	1%	1%	1%	1%
11 or 12	0%	0%	0%	1%	1%	1%	2%	2%	2%	1%	1%	1%
13 or 14	0%	0%	0%	1%	1%	1%	4%	4%	4%	2%	2%	2%
15 or 16	0%	0%	0%	0%	0%	0%	5%	5%	5%	2%	1%	2%
17 or older	0%	0%	0%	0%	0%	0%	0%	0%	0%	0%	0%	0%
Percent who answered question	96%	97%	97%	97%	98%	98%	97%	97%	98%	97%	97%	98%

Iowa Youth Survey • 2016 State of Iowa Results												
How old were you when you first: Used smokeless tobacco (chewing tobacco, snuff, plug, dipping tobacco, snus, Orbs)?												
IYS Question B31	6th Grade			8th Grade			11th Grade			All Grades		
	TOTAL	Male	Female	TOTAL	Male	Female	TOTAL	Male	Female	TOTAL	Male	Female
Never	99%	99%	100%	98%	97%	99%	91%	87%	96%	96%	94%	98%
8 or younger	0%	0%	0%	0%	0%	0%	1%	1%	0%	0%	1%	0%
9 or 10	0%	0%	0%	0%	1%	0%	0%	1%	0%	0%	1%	0%
11 or 12	0%	0%	0%	1%	1%	0%	1%	1%	0%	1%	1%	0%
13 or 14	0%	0%	0%	1%	1%	1%	3%	4%	1%	1%	2%	1%
15 or 16	0%	0%	0%	0%	0%	0%	4%	6%	2%	1%	2%	1%
17 or older	0%	0%	0%	0%	0%	0%	0%	1%	0%	0%	0%	0%
Percent who answered question	96%	97%	97%	97%	97%	98%	97%	97%	98%	97%	97%	98%

Iowa Youth Survey • 2016 State of Iowa Results												
In the <u>past 30 days</u> , on how many days have you: Smoked cigarettes?												
IYS Question B32	6th Grade			8th Grade			11th Grade			All Grades		
	TOTAL	Male	Female	TOTAL	Male	Female	TOTAL	Male	Female	TOTAL	Male	Female
0 days	100%	99%	100%	98%	99%	98%	94%	94%	94%	97%	97%	97%
1–2 days	0%	0%	0%	1%	1%	1%	2%	2%	2%	1%	1%	1%
3–5 days	0%	0%	0%	0%	0%	0%	1%	1%	1%	0%	0%	0%
6–9 days	0%	0%	0%	0%	0%	0%	1%	1%	1%	0%	0%	0%
10–19 days	0%	0%	0%	0%	0%	0%	1%	1%	0%	0%	0%	0%
20–29 days	0%	0%	0%	0%	0%	0%	1%	1%	0%	0%	0%	0%
30 days	0%	0%	0%	0%	0%	0%	1%	1%	1%	1%	1%	1%
Percent who answered question	96%	97%	97%	97%	98%	98%	97%	97%	98%	97%	97%	98%
Percent who reported one or more days	0%	1%	0%	2%	1%	2%	6%	6%	6%	3%	3%	3%

Iowa Youth Survey • 2016 State of Iowa Results												
In the <u>past 30 days</u> , on how many days have you: Smoked cigars?												
IYS Question B33	6th Grade			8th Grade			11th Grade			All Grades		
	TOTAL	Male	Female	TOTAL	Male	Female	TOTAL	Male	Female	TOTAL	Male	Female
0 days	100%	100%	100%	99%	99%	100%	96%	95%	98%	99%	98%	99%
1–2 days	0%	0%	0%	0%	1%	0%	2%	3%	1%	1%	1%	0%
3–5 days	0%	0%	0%	0%	0%	0%	1%	1%	0%	0%	0%	0%
6–9 days	0%	0%	0%	0%	0%	0%	0%	0%	0%	0%	0%	0%
10–19 days	0%	0%	0%	0%	0%	0%	0%	0%	0%	0%	0%	0%
20–29 days	0%	0%	0%	0%	0%	0%	0%	0%	0%	0%	0%	0%
30 days	0%	0%	0%	0%	0%	0%	0%	1%	0%	0%	0%	0%
Percent who answered question	96%	97%	97%	97%	98%	98%	97%	97%	98%	97%	97%	98%
Percent who reported one or more days	0%	0%	0%	1%	1%	0%	4%	5%	2%	1%	2%	1%

Iowa Youth Survey • 2016 State of Iowa Results												
In the past 30 days, on how many days have you: Used smokeless tobacco (chewing tobacco, snuff, plug, dipping tobacco, snus)?												
IYS Question B34	6th Grade			8th Grade			11th Grade			All Grades		
	TOTAL	Male	Female	TOTAL	Male	Female	TOTAL	Male	Female	TOTAL	Male	Female
0 days	100%	100%	100%	99%	99%	100%	96%	93%	99%	98%	97%	99%
1–2 days	0%	0%	0%	0%	1%	0%	1%	2%	0%	1%	1%	0%
3–5 days	0%	0%	0%	0%	0%	0%	1%	1%	0%	0%	0%	0%
6–9 days	0%	0%	0%	0%	0%	0%	0%	1%	0%	0%	0%	0%
10–19 days	0%	0%	0%	0%	0%	0%	0%	1%	0%	0%	0%	0%
20–29 days	0%	0%	0%	0%	0%	0%	0%	1%	0%	0%	0%	0%
30 days	0%	0%	0%	0%	0%	0%	1%	2%	0%	0%	1%	0%
Percent who answered question	96%	97%	97%	97%	98%	98%	97%	97%	98%	97%	97%	98%
Percent who reported one or more days	0%	0%	0%	1%	1%	0%	4%	7%	1%	2%	3%	1%

Iowa Youth Survey • 2016 State of Iowa Results												
In the past 30 days, on how many days have you: Smoked tobacco using a water pipe or hookah?												
IYS Question B35	6th Grade			8th Grade			11th Grade			All Grades		
	TOTAL	Male	Female	TOTAL	Male	Female	TOTAL	Male	Female	TOTAL	Male	Female
0 days	100%	100%	100%	99%	99%	99%	98%	98%	98%	99%	99%	99%
1–2 days	0%	0%	0%	0%	0%	0%	1%	1%	1%	0%	0%	0%
3–5 days	0%	0%	0%	0%	0%	0%	0%	0%	0%	0%	0%	0%
6–9 days	0%	0%	0%	0%	0%	0%	0%	0%	0%	0%	0%	0%
10–19 days	0%	0%	0%	0%	0%	0%	0%	0%	0%	0%	0%	0%
20–29 days	0%	0%	0%	0%	0%	0%	0%	0%	0%	0%	0%	0%
30 days	0%	0%	0%	0%	0%	0%	0%	1%	0%	0%	0%	0%
Percent who answered question	96%	97%	97%	97%	98%	98%	97%	97%	98%	97%	97%	98%
Percent who reported one or more days	0%	0%	0%	1%	1%	1%	2%	2%	2%	1%	1%	1%

Iowa Youth Survey • 2016 State of Iowa Results												
In the past 30 days, on how many days have you: Smoked tobacco in a regular pipe?												
IYS Question B36	6th Grade			8th Grade			11th Grade			All Grades		
	TOTAL	Male	Female	TOTAL	Male	Female	TOTAL	Male	Female	TOTAL	Male	Female
0 days	100%	100%	100%	99%	99%	100%	99%	98%	99%	99%	99%	100%
1–2 days	0%	0%	0%	0%	0%	0%	0%	1%	0%	0%	0%	0%
3–5 days	0%	0%	0%	0%	0%	0%	0%	0%	0%	0%	0%	0%
6–9 days	0%	0%	0%	0%	0%	0%	0%	0%	0%	0%	0%	0%
10–19 days	0%	0%	0%	0%	0%	0%	0%	0%	0%	0%	0%	0%
20–29 days	0%	0%	0%	0%	0%	0%	0%	0%	0%	0%	0%	0%
30 days	0%	0%	0%	0%	0%	0%	0%	0%	0%	0%	0%	0%
Percent who answered question	96%	97%	97%	97%	98%	98%	97%	97%	98%	97%	97%	98%
Percent who reported one or more days	0%	0%	0%	1%	1%	0%	1%	2%	1%	1%	1%	0%

Iowa Youth Survey • 2016 State of Iowa Results												
In the past 30 days, on how many days have you: Smoked menthol cigarettes (menthol cigarettes taste like mint)?												
IYS Question B37	6th Grade			8th Grade			11th Grade			All Grades		
	TOTAL	Male	Female	TOTAL	Male	Female	TOTAL	Male	Female	TOTAL	Male	Female
0 days	100%	100%	100%	99%	99%	99%	96%	96%	96%	98%	98%	98%
1–2 days	0%	0%	0%	1%	1%	0%	2%	2%	2%	1%	1%	1%
3–5 days	0%	0%	0%	0%	0%	0%	1%	1%	1%	0%	0%	0%
6–9 days	0%	0%	0%	0%	0%	0%	0%	0%	1%	0%	0%	0%
10–19 days	0%	0%	0%	0%	0%	0%	0%	0%	0%	0%	0%	0%
20–29 days	0%	0%	0%	0%	0%	0%	0%	0%	0%	0%	0%	0%
30 days	0%	0%	0%	0%	0%	0%	1%	1%	1%	0%	0%	0%
Percent who answered question	96%	97%	97%	97%	98%	98%	97%	97%	98%	97%	97%	98%
Percent who reported one or more days	0%	0%	0%	1%	1%	1%	4%	4%	4%	2%	2%	2%

Iowa Youth Survey • 2016 State of Iowa Results												
How old were you when you first used an e-cigarette, vape-pen, e-hookah, mod-box, or other electronic cigarette for the first time?												
IYS Question B38	6th Grade			8th Grade			11th Grade			All Grades		
	TOTAL	Male	Female	TOTAL	Male	Female	TOTAL	Male	Female	TOTAL	Male	Female
Never	96%	95%	98%	91%	89%	92%	74%	72%	76%	88%	86%	89%
8 or younger	1%	1%	1%	0%	1%	0%	1%	1%	0%	1%	1%	0%
9 or 10	1%	2%	1%	1%	1%	1%	0%	1%	0%	1%	1%	1%
11 or 12	1%	2%	1%	4%	4%	3%	2%	2%	1%	2%	3%	2%
13 or 14	0%	0%	0%	4%	5%	4%	8%	9%	8%	4%	4%	4%
15 or 16	0%	0%	0%	0%	0%	0%	14%	15%	14%	4%	5%	4%
17 or older	0%	0%	0%	0%	0%	0%	1%	1%	1%	0%	0%	0%
Percent who answered question	95%	96%	96%	97%	97%	98%	97%	97%	98%	96%	97%	97%

Iowa Youth Survey • 2016 State of Iowa Results												
In the <u>past 30 days</u> , on how many days have you used e-cigarettes (vape-pens, hookah-pens, e-hookahs, e-cigars, e-pipes, personal vaporizers or mods)?												
IYS Question B39	6th Grade			8th Grade			11th Grade			All Grades		
	TOTAL	Male	Female	TOTAL	Male	Female	TOTAL	Male	Female	TOTAL	Male	Female
0 days	99%	98%	99%	97%	96%	97%	91%	89%	92%	95%	95%	96%
1 – 2 days	1%	1%	1%	2%	2%	2%	4%	4%	4%	2%	2%	2%
3 – 5 days	0%	0%	0%	1%	1%	0%	2%	2%	1%	1%	1%	1%
6 – 9 days	0%	0%	0%	0%	0%	0%	1%	1%	1%	0%	1%	0%
10 – 19 days	0%	0%	0%	0%	0%	0%	1%	1%	1%	0%	0%	0%
20 – 29 days	0%	0%	0%	0%	0%	0%	0%	1%	0%	0%	0%	0%
30 days	0%	0%	0%	0%	0%	0%	1%	2%	1%	1%	1%	0%
Percent who answered question	95%	95%	96%	97%	97%	98%	97%	97%	98%	96%	96%	97%
Percent who reported one or more days	1%	2%	1%	3%	4%	3%	9%	11%	8%	5%	5%	4%

Iowa Youth Survey • 2016 State of Iowa Results												
Have you ever used marijuana (pot, grass, hash, bud, weed)?												
IYS Question B40	6th Grade			8th Grade			11th Grade			All Grades		
	TOTAL	Male	Female	TOTAL	Male	Female	TOTAL	Male	Female	TOTAL	Male	Female
Yes	1%	2%	1%	4%	5%	4%	21%	21%	22%	9%	9%	9%
No	99%	98%	99%	96%	95%	96%	79%	79%	78%	91%	91%	91%
Percent who answered question	95%	96%	96%	97%	97%	98%	97%	97%	98%	96%	97%	97%

Note: Question B40 is a skip question. If a respondent answered “no” to question B40, he or she was taken to question B43 and responses representing never having used marijuana were inserted into the data set for all questions in between.

Iowa Youth Survey • 2016 State of Iowa Results												
In the past 30 days, have you used marijuana (pot, grass, hash, bud, weed)?												
IYS Question B41	6th Grade			8th Grade			11th Grade			All Grades		
	TOTAL	Male	Female	TOTAL	Male	Female	TOTAL	Male	Female	TOTAL	Male	Female
Yes	1%	1%	0%	2%	2%	2%	10%	10%	10%	4%	4%	4%
No	99%	99%	100%	98%	98%	98%	90%	90%	90%	96%	96%	96%
Percent who answered question	96%	96%	96%	97%	97%	98%	97%	97%	98%	97%	97%	97%

Iowa Youth Survey • 2016 State of Iowa Results												
How old were you when you first tried marijuana (pot, grass, hash, weed)?												
IYS Question B42	6th Grade			8th Grade			11th Grade			All Grades		
	TOTAL	Male	Female	TOTAL	Male	Female	TOTAL	Male	Female	TOTAL	Male	Female
Never	99%	98%	99%	96%	95%	96%	79%	79%	78%	91%	91%	92%
8 or younger	0%	1%	0%	0%	1%	0%	1%	1%	0%	1%	1%	0%
9 or 10	0%	0%	0%	0%	0%	0%	1%	1%	0%	0%	1%	0%
11 or 12	0%	1%	0%	2%	2%	2%	2%	2%	2%	1%	1%	1%
13 or 14	0%	0%	0%	2%	2%	2%	7%	6%	7%	3%	3%	3%
15 or 16	0%	0%	0%	0%	0%	0%	11%	10%	11%	3%	3%	4%
17 or older	0%	0%	0%	0%	0%	0%	1%	1%	0%	0%	0%	0%
Percent who answered question	95%	95%	96%	97%	97%	97%	97%	97%	98%	96%	96%	97%

Iowa Youth Survey • 2016 State of Iowa Results												
In the past 30 days, on how many days have you: Sniffed glue, breathed the contents of gases or sprays in order to get high?												
IYS Question B43	6th Grade			8th Grade			11th Grade			All Grades		
	TOTAL	Male	Female	TOTAL	Male	Female	TOTAL	Male	Female	TOTAL	Male	Female
0 days	97%	97%	97%	98%	98%	98%	98%	98%	99%	98%	98%	98%
1–2 days	2%	2%	2%	1%	1%	1%	1%	1%	1%	1%	1%	1%
3–5 days	0%	0%	0%	0%	0%	0%	0%	0%	0%	0%	0%	0%
6–9 days	0%	0%	0%	0%	0%	0%	0%	0%	0%	0%	0%	0%
10–19 days	0%	0%	0%	0%	0%	0%	0%	0%	0%	0%	0%	0%
20–29 days	0%	0%	0%	0%	0%	0%	0%	0%	0%	0%	0%	0%
30 days	0%	0%	0%	0%	0%	0%	1%	1%	0%	0%	0%	0%
Percent who answered question	95%	95%	95%	97%	97%	97%	97%	97%	98%	96%	96%	97%
Percent who reported one or more days	3%	3%	3%	2%	2%	2%	2%	2%	1%	2%	2%	2%

Iowa Youth Survey • 2016 State of Iowa Results												
In the past 30 days, on how many days have you: Used over the counter medications different from the directions?												
IYS Question B44	6th Grade			8th Grade			11th Grade			All Grades		
	TOTAL	Male	Female	TOTAL	Male	Female	TOTAL	Male	Female	TOTAL	Male	Female
0 days	97%	97%	97%	98%	98%	97%	96%	96%	95%	97%	97%	97%
1–2 days	2%	2%	2%	1%	1%	2%	2%	2%	3%	2%	2%	2%
3–5 days	0%	0%	0%	0%	0%	0%	1%	1%	1%	1%	0%	1%
6–9 days	0%	0%	0%	0%	0%	0%	0%	0%	0%	0%	0%	0%
10–19 days	0%	0%	0%	0%	0%	0%	0%	0%	0%	0%	0%	0%
20–29 days	0%	0%	0%	0%	0%	0%	0%	0%	0%	0%	0%	0%
30 days	0%	0%	0%	0%	0%	0%	1%	1%	0%	0%	0%	0%
Percent who answered question	94%	94%	94%	97%	97%	97%	97%	97%	98%	96%	96%	96%
Percent who reported one or more days	3%	3%	3%	2%	2%	3%	4%	4%	5%	3%	3%	3%

Iowa Youth Survey • 2016 State of Iowa Results												
In the past 30 days, on how many days have you: Used prescription medications that were not prescribed for you by your doctor?												
IYS Question B45	6th Grade			8th Grade			11th Grade			All Grades		
	TOTAL	Male	Female	TOTAL	Male	Female	TOTAL	Male	Female	TOTAL	Male	Female
0 days	97%	97%	97%	97%	98%	97%	95%	96%	95%	97%	97%	97%
1–2 days	2%	2%	2%	2%	1%	2%	3%	2%	3%	2%	2%	2%
3–5 days	0%	0%	0%	0%	0%	0%	1%	1%	1%	1%	1%	1%
6–9 days	0%	0%	0%	0%	0%	0%	0%	0%	0%	0%	0%	0%
10–19 days	0%	0%	0%	0%	0%	0%	0%	0%	0%	0%	0%	0%
20–29 days	0%	0%	0%	0%	0%	0%	0%	0%	0%	0%	0%	0%
30 days	0%	0%	0%	0%	0%	0%	1%	1%	0%	0%	1%	0%
Percent who answered question	94%	94%	95%	96%	97%	97%	97%	97%	97%	96%	96%	96%
Percent who reported one or more days	3%	3%	3%	3%	2%	3%	5%	4%	5%	3%	3%	3%

Iowa Youth Survey • 2016 State of Iowa Results												
In the past 30 days, on how many days have you: Used prescription medications (that were prescribed to you by your doctor) different from the directions?												
IYS Question B46	6th Grade			8th Grade			11th Grade			All Grades		
	TOTAL	Male	Female	TOTAL	Male	Female	TOTAL	Male	Female	TOTAL	Male	Female
0 days	94%	93%	95%	97%	96%	97%	96%	96%	97%	96%	95%	96%
1–2 days	3%	3%	3%	2%	2%	2%	2%	1%	2%	2%	2%	2%
3–5 days	1%	1%	1%	0%	0%	0%	1%	1%	1%	1%	1%	1%
6–9 days	0%	0%	0%	0%	0%	0%	0%	0%	0%	0%	0%	0%
10–19 days	0%	0%	0%	0%	0%	0%	0%	0%	0%	0%	0%	0%
20–29 days	0%	0%	0%	0%	0%	0%	0%	0%	0%	0%	0%	0%
30 days	1%	2%	1%	1%	1%	0%	1%	1%	0%	1%	1%	1%
Percent who answered question	93%	93%	94%	96%	97%	97%	97%	97%	97%	95%	95%	96%
Percent who reported one or more days	6%	7%	5%	3%	4%	3%	4%	4%	3%	4%	5%	4%

Iowa Youth Survey • 2016 State of Iowa Results												
In the past 30 days, on how many days have you: Taken steroid pills or shots without a doctor's prescription?												
IYS Question B47	6th Grade			8th Grade			11th Grade			All Grades		
	TOTAL	Male	Female	TOTAL	Male	Female	TOTAL	Male	Female	TOTAL	Male	Female
0 days	99%	98%	99%	99%	99%	99%	99%	98%	100%	99%	99%	99%
1–2 days	1%	1%	1%	0%	0%	0%	0%	0%	0%	0%	1%	0%
3–5 days	0%	0%	0%	0%	0%	0%	0%	0%	0%	0%	0%	0%
6–9 days	0%	0%	0%	0%	0%	0%	0%	0%	0%	0%	0%	0%
10–19 days	0%	0%	0%	0%	0%	0%	0%	0%	0%	0%	0%	0%
20–29 days	0%	0%	0%	0%	0%	0%	0%	0%	0%	0%	0%	0%
30 days	0%	0%	0%	0%	0%	0%	0%	1%	0%	0%	0%	0%
Percent who answered question	94%	94%	95%	96%	97%	97%	97%	97%	97%	96%	96%	96%
Percent who reported one or more days	1%	2%	1%	1%	1%	1%	1%	2%	0%	1%	1%	1%

Iowa Youth Survey • 2016 State of Iowa Results												
In the past 30 days, on how many days have you: Used cocaine (crack, rock, coke [not Coca Cola])?												
IYS Question B48	6th Grade			8th Grade			11th Grade			All Grades		
	TOTAL	Male	Female	TOTAL	Male	Female	TOTAL	Male	Female	TOTAL	Male	Female
0 days	99%	99%	99%	99%	99%	100%	99%	98%	99%	99%	99%	99%
1–2 days	0%	1%	0%	0%	0%	0%	0%	1%	0%	0%	0%	0%
3–5 days	0%	0%	0%	0%	0%	0%	0%	0%	0%	0%	0%	0%
6–9 days	0%	0%	0%	0%	0%	0%	0%	0%	0%	0%	0%	0%
10–19 days	0%	0%	0%	0%	0%	0%	0%	0%	0%	0%	0%	0%
20–29 days	0%	0%	0%	0%	0%	0%	0%	0%	0%	0%	0%	0%
30 days	0%	0%	0%	0%	0%	0%	1%	1%	0%	0%	0%	0%
Percent who answered question	94%	94%	95%	96%	96%	97%	97%	97%	97%	95%	96%	96%
Percent who reported one or more days	1%	1%	1%	1%	1%	0%	1%	2%	1%	1%	1%	1%

Iowa Youth Survey • 2016 State of Iowa Results												
In the past 30 days, on how many days have you: Used methamphetamines (crank)?												
IYS Question B49	6th Grade			8th Grade			11th Grade			All Grades		
	TOTAL	Male	Female	TOTAL	Male	Female	TOTAL	Male	Female	TOTAL	Male	Female
0 days	99%	99%	100%	100%	99%	100%	99%	98%	100%	99%	99%	100%
1–2 days	0%	0%	0%	0%	0%	0%	0%	0%	0%	0%	0%	0%
3–5 days	0%	0%	0%	0%	0%	0%	0%	0%	0%	0%	0%	0%
6–9 days	0%	0%	0%	0%	0%	0%	0%	0%	0%	0%	0%	0%
10–19 days	0%	0%	0%	0%	0%	0%	0%	0%	0%	0%	0%	0%
20–29 days	0%	0%	0%	0%	0%	0%	0%	0%	0%	0%	0%	0%
30 days	0%	0%	0%	0%	0%	0%	1%	1%	0%	0%	0%	0%
Percent who answered question	93%	93%	93%	96%	96%	97%	96%	96%	97%	95%	95%	96%
Percent who reported one or more days	1%	1%	0%	0%	1%	0%	1%	2%	0%	1%	1%	0%

Iowa Youth Survey • 2016 State of Iowa Results												
In the past 30 days, on how many days have you: Used amphetamines <u>other than methamphetamines</u> (like stimulants, uppers, speed)?												
IYS Question B50	6th Grade			8th Grade			11th Grade			All Grades		
	TOTAL	Male	Female	TOTAL	Male	Female	TOTAL	Male	Female	TOTAL	Male	Female
0 days	99%	99%	99%	99%	99%	100%	98%	98%	99%	99%	99%	99%
1–2 days	0%	1%	0%	0%	0%	0%	1%	1%	1%	0%	1%	0%
3–5 days	0%	0%	0%	0%	0%	0%	0%	0%	0%	0%	0%	0%
6–9 days	0%	0%	0%	0%	0%	0%	0%	0%	0%	0%	0%	0%
10–19 days	0%	0%	0%	0%	0%	0%	0%	0%	0%	0%	0%	0%
20–29 days	0%	0%	0%	0%	0%	0%	0%	0%	0%	0%	0%	0%
30 days	0%	0%	0%	0%	0%	0%	1%	1%	0%	0%	0%	0%
Percent who answered question	92%	93%	93%	96%	96%	97%	97%	97%	97%	95%	95%	96%
Percent who reported one or more days	1%	1%	1%	1%	1%	0%	2%	2%	1%	1%	1%	1%

Iowa Youth Survey • 2016 State of Iowa Results												
In the past 30 days, on how many days have you: Used Synthetic Drugs (this may include Spice, K2, herbal incense, fake weed, Yucatan Fire, Skunk, Moon Rocks, etc.)?												
IYS Question B51	6th Grade			8th Grade			11th Grade			All Grades		
	TOTAL	Male	Female	TOTAL	Male	Female	TOTAL	Male	Female	TOTAL	Male	Female
0 days	99%	99%	99%	99%	99%	99%	98%	98%	99%	99%	99%	99%
1–2 days	0%	0%	0%	0%	0%	0%	1%	1%	1%	0%	0%	0%
3–5 days	0%	0%	0%	0%	0%	0%	0%	0%	0%	0%	0%	0%
6–9 days	0%	0%	0%	0%	0%	0%	0%	0%	0%	0%	0%	0%
10–19 days	0%	0%	0%	0%	0%	0%	0%	0%	0%	0%	0%	0%
20–29 days	0%	0%	0%	0%	0%	0%	0%	0%	0%	0%	0%	0%
30 days	0%	0%	0%	0%	0%	0%	0%	1%	0%	0%	0%	0%
Percent who answered question	93%	94%	94%	96%	96%	97%	97%	97%	97%	95%	95%	96%
Percent who reported one or more days	1%	1%	1%	1%	1%	1%	2%	2%	1%	1%	1%	1%

Iowa Youth Survey • 2016 State of Iowa Results												
How old were you when you first tried sniffing glue, breathing the contents of aerosol spray cans, inhaling any other gases or spray in order to get high?												
IYS Question B52	6th Grade			8th Grade			11th Grade			All Grades		
	TOTAL	Male	Female	TOTAL	Male	Female	TOTAL	Male	Female	TOTAL	Male	Female
Never	94%	93%	94%	94%	94%	95%	96%	95%	96%	95%	94%	95%
8 or younger	4%	4%	4%	2%	2%	2%	2%	2%	1%	3%	3%	2%
9 or 10	1%	1%	1%	1%	1%	1%	1%	1%	0%	1%	1%	1%
11 or 12	1%	1%	1%	2%	1%	2%	1%	1%	1%	1%	1%	1%
13 or 14	0%	0%	0%	1%	1%	1%	1%	1%	1%	1%	1%	1%
15 or 16	0%	0%	0%	0%	0%	0%	0%	0%	0%	0%	0%	0%
17 or older	0%	0%	0%	0%	0%	0%	0%	0%	0%	0%	0%	0%
Percent who answered question	95%	95%	95%	97%	97%	97%	97%	97%	98%	96%	96%	97%

Iowa Youth Survey • 2016 State of Iowa Results												
Have you ever bet or gambled for money or possessions?												
IYS Question B53	6th Grade			8th Grade			11th Grade			All Grades		
	TOTAL	Male	Female	TOTAL	Male	Female	TOTAL	Male	Female	TOTAL	Male	Female
Yes	17%	24%	10%	28%	38%	17%	31%	47%	15%	25%	36%	14%
No	83%	76%	90%	72%	62%	83%	69%	53%	85%	75%	64%	86%
Percent who answered question	95%	95%	95%	97%	97%	97%	97%	97%	98%	96%	96%	97%

Note: Question B53 is a skip question. If a respondent answered “No” to question B53, he or she was taken to question B63 and responses representing never having gambled were inserted into the data set for all questions in between.

Iowa Youth Survey • 2016 State of Iowa Results												
During the past 12 months how many times have you bet or gambled for money or possessions in any of the following ways: Sports (including season-long and daily fantasy sports)?												
IYS Question B54	6th Grade			8th Grade			11th Grade			All Grades		
	TOTAL	Male	Female	TOTAL	Male	Female	TOTAL	Male	Female	TOTAL	Male	Female
0 times	93%	89%	97%	88%	82%	95%	87%	78%	96%	89%	83%	96%
1–3 times	5%	8%	2%	9%	14%	5%	10%	17%	4%	8%	13%	4%
4–9 times	1%	1%	0%	1%	2%	0%	2%	3%	0%	1%	2%	0%
10 or more times	1%	2%	0%	1%	2%	0%	2%	3%	0%	1%	2%	0%
Percent who answered question	95%	96%	96%	97%	97%	97%	97%	97%	98%	96%	96%	97%
Percent who reported one or more times	7%	11%	3%	12%	18%	5%	13%	22%	4%	11%	17%	4%

Iowa Youth Survey • 2016 State of Iowa Results												
During the past 12 months how many times have you bet or gambled for money or possessions in any of the following ways: Card games with friends or family?												
IYS Question B55	6th Grade			8th Grade			11th Grade			All Grades		
	TOTAL	Male	Female	TOTAL	Male	Female	TOTAL	Male	Female	TOTAL	Male	Female
0 times	90%	87%	94%	84%	80%	89%	83%	75%	90%	86%	81%	91%
1–3 times	7%	9%	4%	12%	16%	8%	13%	18%	7%	10%	14%	7%
4–9 times	1%	2%	1%	2%	3%	1%	2%	4%	1%	2%	3%	1%
10 or more times	2%	2%	1%	2%	2%	1%	2%	4%	1%	2%	3%	1%
Percent who answered question	95%	96%	96%	97%	97%	97%	97%	97%	98%	96%	96%	97%
Percent who reported one or more times	10%	13%	6%	16%	20%	11%	17%	25%	10%	14%	19%	9%

Iowa Youth Survey • 2016 State of Iowa Results												
During the past 12 months how many times have you bet or gambled for money or possessions in any of the following ways: Internet (including computers, tablets, phones, and other mobile electronic devices)?												
IYS Question B56	6th Grade			8th Grade			11th Grade			All Grades		
	TOTAL	Male	Female	TOTAL	Male	Female	TOTAL	Male	Female	TOTAL	Male	Female
0 times	96%	94%	98%	96%	93%	98%	95%	92%	98%	96%	93%	98%
1–3 times	2%	3%	1%	3%	4%	1%	3%	5%	1%	3%	4%	1%
4–9 times	1%	1%	0%	1%	1%	0%	1%	1%	0%	1%	1%	0%
10 or more times	1%	2%	1%	1%	2%	0%	1%	2%	0%	1%	2%	1%
Percent who answered question	95%	95%	96%	97%	97%	97%	97%	97%	98%	96%	96%	97%
Percent who reported one or more times	4%	6%	2%	4%	7%	2%	5%	8%	2%	4%	7%	2%

Iowa Youth Survey • 2016 State of Iowa Results												
During the past 12 months how many times have you bet or gambled for money or possessions in any of the following ways: Personal skill games such as pool, bowling, or dominoes?												
IYS Question B57	6th Grade			8th Grade			11th Grade			All Grades		
	TOTAL	Male	Female	TOTAL	Male	Female	TOTAL	Male	Female	TOTAL	Male	Female
0 times	93%	91%	96%	89%	85%	94%	88%	81%	95%	90%	86%	95%
1–3 times	5%	6%	3%	8%	11%	5%	9%	13%	4%	7%	10%	4%
4–9 times	1%	1%	1%	1%	2%	1%	2%	3%	1%	1%	2%	1%
10 or more times	1%	2%	1%	1%	2%	0%	1%	3%	0%	1%	2%	0%
Percent who answered question	95%	95%	96%	97%	97%	97%	97%	97%	98%	96%	96%	97%
Percent who reported one or more times	7%	9%	4%	11%	15%	6%	12%	19%	5%	10%	14%	5%

Iowa Youth Survey • 2016 State of Iowa Results												
During the past 12 months how many times have you bet or gambled for money or possessions in any of the following ways: Video or arcade games?												
IYS Question B58	6th Grade			8th Grade			11th Grade			All Grades		
	TOTAL	Male	Female	TOTAL	Male	Female	TOTAL	Male	Female	TOTAL	Male	Female
0 times	94%	91%	97%	91%	86%	96%	91%	85%	97%	92%	87%	97%
1–3 times	4%	6%	2%	6%	9%	3%	6%	10%	2%	5%	8%	2%
4–9 times	1%	1%	0%	1%	2%	1%	1%	2%	0%	1%	2%	0%
10 or more times	1%	2%	0%	1%	2%	0%	2%	3%	0%	2%	3%	0%
Percent who answered question	95%	95%	96%	96%	97%	97%	97%	97%	98%	96%	96%	97%
Percent who reported one or more times	6%	9%	3%	9%	14%	4%	9%	15%	3%	8%	13%	3%

Iowa Youth Survey • 2016 State of Iowa Results												
During the past 12 months how many times have you bet or gambled for money or possessions in any of the following ways: Dice games?												
IYS Question B59	6th Grade			8th Grade			11th Grade			All Grades		
	TOTAL	Male	Female	TOTAL	Male	Female	TOTAL	Male	Female	TOTAL	Male	Female
0 times	96%	95%	98%	96%	94%	97%	96%	94%	98%	96%	94%	98%
1–3 times	2%	3%	1%	3%	4%	2%	3%	4%	2%	3%	4%	2%
4–9 times	1%	1%	0%	1%	1%	0%	1%	1%	0%	1%	1%	0%
10 or more times	1%	1%	0%	1%	1%	0%	1%	2%	0%	1%	1%	0%
Percent who answered question	95%	95%	96%	96%	96%	97%	97%	96%	98%	96%	96%	97%
Percent who reported one or more times	4%	5%	2%	4%	6%	3%	4%	6%	2%	4%	6%	2%

Iowa Youth Survey • 2016 State of Iowa Results												
During the past 12 months how many times have you bet or gambled for money or possessions in any of the following ways: Lottery scratch off tickets or numbers?												
IYS Question B60	6th Grade			8th Grade			11th Grade			All Grades		
	TOTAL	Male	Female	TOTAL	Male	Female	TOTAL	Male	Female	TOTAL	Male	Female
0 times	96%	95%	98%	95%	94%	96%	94%	93%	96%	95%	94%	97%
1–3 times	2%	3%	1%	4%	4%	3%	4%	5%	3%	3%	4%	2%
4–9 times	1%	1%	0%	1%	1%	1%	1%	1%	1%	1%	1%	0%
10 or more times	1%	1%	0%	1%	1%	0%	1%	1%	0%	1%	1%	0%
Percent who answered question	95%	95%	96%	97%	97%	97%	97%	97%	98%	96%	96%	97%
Percent who reported one or more times	4%	5%	2%	5%	6%	4%	6%	7%	4%	5%	6%	3%

Iowa Youth Survey • 2016 State of Iowa Results												
In the past 12 months, what is the largest amount of money you have won or lost in a single day while gambling (betting)?												
IYS Question B61	6th Grade			8th Grade			11th Grade			All Grades		
	TOTAL	Male	Female	TOTAL	Male	Female	TOTAL	Male	Female	TOTAL	Male	Female
I did not gamble in the past 12 months	88%	82%	94%	78%	69%	87%	74%	61%	89%	80%	71%	90%
Under \$10	8%	10%	5%	13%	17%	9%	13%	19%	7%	11%	15%	7%
\$11–\$25	2%	3%	1%	4%	7%	2%	6%	9%	2%	4%	6%	2%
\$26–\$50	1%	2%	0%	2%	3%	1%	3%	5%	1%	2%	3%	1%
\$51–\$100	1%	1%	0%	1%	2%	0%	2%	3%	1%	1%	2%	0%
More than \$100	1%	1%	0%	1%	2%	0%	3%	4%	0%	2%	3%	0%
Percent who answered question	95%	95%	96%	97%	97%	97%	97%	97%	98%	96%	96%	97%

Iowa Youth Survey • 2016 State of Iowa Results												
In the past 12 months, have you argued with family, friends, or others because of your gambling (betting)?												
IYS Question B62	6th Grade			8th Grade			11th Grade			All Grades		
	TOTAL	Male	Female	TOTAL	Male	Female	TOTAL	Male	Female	TOTAL	Male	Female
Yes	3%	4%	1%	3%	4%	2%	3%	4%	1%	3%	4%	1%
No	97%	96%	99%	97%	96%	98%	97%	96%	99%	97%	96%	99%
Percent who answered question	95%	95%	96%	97%	96%	97%	97%	97%	98%	96%	96%	97%

Iowa Youth Survey • 2016 State of Iowa Results												
About how often during the past 30 days did you feel nervous?												
IYS Question B63	6th Grade			8th Grade			11th Grade			All Grades		
	TOTAL	Male	Female	TOTAL	Male	Female	TOTAL	Male	Female	TOTAL	Male	Female
All of the time	4%	3%	5%	6%	3%	8%	10%	6%	13%	6%	4%	9%
Most of the time	7%	5%	9%	11%	7%	16%	16%	11%	22%	11%	7%	15%
Some of the time	22%	21%	23%	28%	25%	31%	33%	31%	35%	28%	26%	30%
A little	47%	48%	46%	41%	46%	36%	30%	36%	24%	40%	43%	36%
None	20%	23%	17%	15%	19%	10%	11%	16%	6%	15%	20%	11%
Percent who answered question	95%	95%	96%	97%	97%	97%	97%	97%	98%	96%	96%	97%

Iowa Youth Survey • 2016 State of Iowa Results												
During the past 30 days, about how often did you feel worthless?												
IYS Question B64	6th Grade			8th Grade			11th Grade			All Grades		
	TOTAL	Male	Female	TOTAL	Male	Female	TOTAL	Male	Female	TOTAL	Male	Female
All of the time	4%	3%	5%	6%	3%	8%	8%	6%	9%	6%	4%	7%
Most of the time	6%	5%	6%	8%	5%	10%	10%	7%	13%	8%	6%	10%
Some of the time	11%	10%	11%	13%	10%	15%	18%	13%	23%	14%	11%	16%
A little	24%	23%	25%	23%	21%	25%	23%	21%	25%	23%	22%	25%
None	55%	58%	53%	51%	61%	41%	41%	53%	29%	50%	57%	42%
Percent who answered question	94%	94%	95%	96%	96%	97%	97%	97%	97%	96%	96%	96%

Iowa Youth Survey • 2016 State of Iowa Results												
Has your doctor prescribed medicine for you because you feel angry, anxious, restless, nervous, or sad?												
IYS Question B65	6th Grade			8th Grade			11th Grade			All Grades		
	TOTAL	Male	Female	TOTAL	Male	Female	TOTAL	Male	Female	TOTAL	Male	Female
Yes	8%	9%	6%	9%	8%	10%	15%	11%	20%	11%	9%	12%
No	80%	78%	83%	84%	84%	84%	80%	85%	76%	82%	82%	81%
I don't know or I am not sure	12%	13%	11%	7%	8%	6%	4%	5%	4%	8%	9%	7%
Percent who answered question	95%	95%	96%	96%	96%	97%	97%	97%	97%	96%	96%	97%

Iowa Youth Survey • 2016 State of Iowa Results												
Do you currently take medicine as prescribed to help you not feel angry, anxious, restless, nervous, or sad?												
IYS Question B66	6th Grade			8th Grade			11th Grade			All Grades		
	TOTAL	Male	Female	TOTAL	Male	Female	TOTAL	Male	Female	TOTAL	Male	Female
Yes	7%	9%	5%	8%	7%	8%	11%	8%	14%	8%	8%	9%
No	86%	84%	89%	88%	88%	89%	87%	89%	84%	87%	87%	88%
I don't know or I am not sure	7%	8%	6%	4%	5%	3%	2%	3%	2%	4%	5%	3%
Percent who answered question	95%	95%	95%	96%	96%	97%	97%	97%	97%	96%	96%	97%

Iowa Youth Survey • 2016 State of Iowa Results												
During the past 12 months, did you ever feel so sad or hopeless almost every day for 2 weeks or more in a row that you stopped doing some usual activities?												
IYS Question B67	6th Grade			8th Grade			11th Grade			All Grades		
	TOTAL	Male	Female	TOTAL	Male	Female	TOTAL	Male	Female	TOTAL	Male	Female
Yes	14%	11%	16%	16%	10%	23%	25%	16%	35%	18%	12%	24%
No	86%	89%	84%	84%	90%	77%	75%	84%	65%	82%	88%	76%
Percent who answered question	94%	94%	95%	96%	96%	97%	97%	97%	97%	96%	96%	96%

Iowa Youth Survey • 2016 State of Iowa Results												
During the past 12 months, have you seriously thought about killing yourself?												
IYS Question B68	6th Grade			8th Grade			11th Grade			All Grades		
	TOTAL	Male	Female	TOTAL	Male	Female	TOTAL	Male	Female	TOTAL	Male	Female
Yes	10%	8%	11%	13%	8%	19%	17%	12%	22%	13%	9%	17%
No	90%	92%	89%	87%	92%	81%	83%	88%	78%	87%	91%	83%
Percent who answered question	94%	94%	94%	96%	96%	96%	96%	96%	97%	95%	95%	96%

Iowa Youth Survey • 2016 State of Iowa Results												
During the past 12 months, have you made a plan about how you would kill yourself?												
IYS Question B69	6th Grade			8th Grade			11th Grade			All Grades		
	TOTAL	Male	Female	TOTAL	Male	Female	TOTAL	Male	Female	TOTAL	Male	Female
Yes	5%	4%	6%	8%	5%	12%	11%	8%	13%	8%	6%	10%
No	95%	96%	94%	92%	95%	88%	89%	92%	87%	92%	94%	90%
Percent who answered question	94%	94%	95%	96%	96%	96%	96%	96%	97%	95%	95%	96%

Iowa Youth Survey • 2016 State of Iowa Results												
During the past 12 months, have you tried to kill yourself?												
IYS Question B70	6th Grade			8th Grade			11th Grade			All Grades		
	TOTAL	Male	Female	TOTAL	Male	Female	TOTAL	Male	Female	TOTAL	Male	Female
Yes	3%	2%	3%	4%	2%	6%	5%	3%	7%	4%	3%	5%
No	97%	98%	97%	96%	98%	94%	95%	97%	93%	96%	97%	95%
Percent who answered question	92%	92%	93%	95%	95%	95%	96%	95%	96%	94%	94%	95%

Note: Question B70 is a skip question. If a respondent answered “No” to question B70, he or she was skipped to question C1 and a “No” response was inserted into the data set for question B71.

Iowa Youth Survey • 2016 State of Iowa Results												
If you attempted to kill yourself during the past 12 months, did any attempt result in an injury, poisoning, or overdose that had to be treated by a doctor or nurse?												
IYS Question B71	6th Grade			8th Grade			11th Grade			All Grades		
	TOTAL	Male	Female	TOTAL	Male	Female	TOTAL	Male	Female	TOTAL	Male	Female
Yes	1%	0%	1%	1%	1%	1%	1%	1%	2%	1%	1%	1%
No	99%	100%	99%	99%	99%	99%	99%	99%	98%	99%	99%	99%
Percent who answered question	94%	95%	95%	96%	96%	97%	97%	96%	97%	96%	96%	96%

Section C. My Beliefs and Attitudes

Iowa Youth Survey • 2016 State of Iowa Results												
How much do you agree or disagree that each of the following statements is true? It is important to help others.												
IYS Question C1	6th Grade			8th Grade			11th Grade			All Grades		
	TOTAL	Male	Female	TOTAL	Male	Female	TOTAL	Male	Female	TOTAL	Male	Female
Strongly Agree	69%	66%	73%	65%	60%	70%	61%	55%	68%	65%	61%	70%
Agree	29%	32%	26%	33%	38%	29%	36%	42%	31%	33%	37%	29%
Disagree	1%	1%	1%	1%	2%	1%	1%	2%	1%	1%	1%	1%
Strongly Disagree	1%	1%	0%	1%	1%	0%	1%	1%	0%	1%	1%	0%
Percent who answered question	94%	94%	95%	96%	96%	97%	96%	96%	97%	95%	95%	96%

Iowa Youth Survey • 2016 State of Iowa Results												
How much do you agree or disagree that each of the following statements is true? I care about other peoples' feelings.												
IYS Question C2	6th Grade			8th Grade			11th Grade			All Grades		
	TOTAL	Male	Female	TOTAL	Male	Female	TOTAL	Male	Female	TOTAL	Male	Female
Strongly Agree	54%	49%	60%	52%	45%	59%	48%	40%	57%	52%	45%	59%
Agree	42%	46%	37%	44%	49%	38%	45%	50%	39%	43%	48%	38%
Disagree	3%	3%	2%	4%	5%	2%	5%	7%	3%	4%	5%	3%
Strongly Disagree	1%	1%	1%	1%	1%	1%	2%	3%	1%	1%	2%	1%
Percent who answered question	94%	94%	95%	96%	96%	97%	96%	96%	97%	95%	95%	96%

Iowa Youth Survey • 2016 State of Iowa Results												
How much do you agree or disagree that each of the following statements is true? I feel sorry for people who have things stolen or damaged.												
IYS Question C3	6th Grade			8th Grade			11th Grade			All Grades		
	TOTAL	Male	Female	TOTAL	Male	Female	TOTAL	Male	Female	TOTAL	Male	Female
Strongly Agree	56%	55%	56%	45%	43%	46%	38%	35%	41%	46%	45%	48%
Agree	37%	37%	37%	47%	48%	46%	52%	53%	51%	45%	46%	44%
Disagree	5%	5%	5%	7%	7%	6%	8%	10%	6%	6%	7%	6%
Strongly Disagree	2%	2%	2%	2%	2%	1%	2%	3%	2%	2%	2%	2%
Percent who answered question	94%	94%	94%	96%	96%	96%	96%	96%	97%	95%	95%	96%

Iowa Youth Survey • 2016 State of Iowa Results												
How much do you agree or disagree that each of the following statements is true? I am accepting of those different than myself.												
IYS Question C4	6th Grade			8th Grade			11th Grade			All Grades		
	TOTAL	Male	Female	TOTAL	Male	Female	TOTAL	Male	Female	TOTAL	Male	Female
Strongly Agree	59%	54%	64%	55%	49%	62%	48%	40%	56%	54%	48%	61%
Agree	36%	40%	32%	41%	46%	35%	47%	53%	42%	41%	46%	36%
Disagree	3%	4%	3%	3%	4%	2%	4%	6%	2%	3%	4%	2%
Strongly Disagree	1%	1%	1%	1%	1%	1%	1%	2%	1%	1%	1%	1%
Percent who answered question	92%	92%	93%	95%	95%	96%	96%	96%	97%	94%	94%	95%

Iowa Youth Survey • 2016 State of Iowa Results												
How much do you agree or disagree that each of the following statements is true? It is wrong to discriminate against someone because of her/his race, appearance, culture, religion, etc.												
IYS Question C5	6th Grade			8th Grade			11th Grade			All Grades		
	TOTAL	Male	Female	TOTAL	Male	Female	TOTAL	Male	Female	TOTAL	Male	Female
Strongly Agree	78%	75%	81%	77%	70%	84%	70%	59%	81%	75%	68%	82%
Agree	16%	18%	13%	19%	25%	14%	25%	34%	17%	20%	25%	15%
Disagree	3%	3%	2%	2%	3%	1%	3%	5%	1%	3%	4%	2%
Strongly Disagree	3%	4%	3%	2%	2%	1%	2%	3%	1%	2%	3%	2%
Percent who answered question	93%	93%	93%	96%	96%	96%	96%	96%	97%	95%	95%	96%

Iowa Youth Survey • 2016 State of Iowa Results												
How much do you agree or disagree that each of the following statements is true? I can say "no" when someone wants me to do things I know are wrong or dangerous.												
IYS Question C6	6th Grade			8th Grade			11th Grade			All Grades		
	TOTAL	Male	Female	TOTAL	Male	Female	TOTAL	Male	Female	TOTAL	Male	Female
Strongly Agree	77%	74%	80%	68%	66%	71%	59%	56%	61%	68%	66%	71%
Agree	17%	20%	15%	26%	29%	24%	35%	37%	33%	26%	28%	24%
Disagree	3%	3%	3%	4%	3%	4%	5%	5%	5%	4%	4%	4%
Strongly Disagree	3%	3%	3%	2%	2%	1%	2%	2%	1%	2%	2%	2%
Percent who answered question	94%	94%	95%	96%	96%	97%	96%	96%	97%	95%	95%	96%

Iowa Youth Survey • 2016 State of Iowa Results												
How much do you agree or disagree that each of the following statements is true? I feel I do not have much to be proud of.												
IYS Question C7	6th Grade			8th Grade			11th Grade			All Grades		
	TOTAL	Male	Female	TOTAL	Male	Female	TOTAL	Male	Female	TOTAL	Male	Female
Strongly Agree	13%	13%	12%	13%	13%	14%	13%	13%	13%	13%	13%	13%
Agree	16%	16%	16%	19%	17%	20%	23%	21%	24%	19%	18%	20%
Disagree	31%	31%	31%	33%	33%	34%	37%	35%	38%	34%	33%	34%
Strongly Disagree	40%	40%	41%	35%	38%	32%	28%	31%	24%	34%	36%	33%
Percent who answered question	91%	91%	91%	94%	94%	95%	96%	96%	96%	93%	94%	94%

Iowa Youth Survey • 2016 State of Iowa Results												
How much do you agree or disagree that each of the following statements is true? Violence is the worst way to solve problems.												
IYS Question C8	6th Grade			8th Grade			11th Grade			All Grades		
	TOTAL	Male	Female	TOTAL	Male	Female	TOTAL	Male	Female	TOTAL	Male	Female
Strongly Agree	57%	50%	65%	41%	31%	50%	32%	21%	43%	44%	34%	53%
Agree	27%	31%	22%	37%	39%	34%	41%	41%	42%	35%	37%	32%
Disagree	9%	12%	6%	17%	22%	11%	21%	29%	12%	15%	21%	10%
Strongly Disagree	7%	7%	7%	6%	7%	4%	6%	8%	4%	6%	8%	5%
Percent who answered question	93%	93%	94%	95%	95%	96%	96%	96%	97%	95%	94%	95%

Iowa Youth Survey • 2016 State of Iowa Results												
How much do you think you risk harming yourself (physically or otherwise) if you: Drink 3 or more drinks of alcohol (glasses, cans, bottles of beer; glasses of wine, liquor, or mixed drinks) nearly every day?												
IYS Question C9	6th Grade			8th Grade			11th Grade			All Grades		
	TOTAL	Male	Female	TOTAL	Male	Female	TOTAL	Male	Female	TOTAL	Male	Female
Great Risk	52%	51%	53%	57%	56%	58%	48%	45%	52%	53%	51%	54%
Moderate Risk	13%	13%	13%	19%	19%	18%	23%	23%	22%	18%	18%	18%
Slight Risk	4%	5%	4%	7%	7%	6%	12%	14%	11%	8%	9%	7%
No Risk	22%	21%	22%	12%	12%	12%	12%	13%	11%	15%	15%	15%
Don't Know	9%	9%	8%	5%	6%	5%	5%	5%	4%	6%	7%	6%
Percent who answered question	90%	90%	91%	94%	94%	95%	95%	95%	96%	93%	93%	94%

Iowa Youth Survey • 2016 State of Iowa Results												
How much do you think you risk harming yourself (physically or otherwise) if you: Smoke cigarettes every day?												
IYS Question C10	6th Grade			8th Grade			11th Grade			All Grades		
	TOTAL	Male	Female	TOTAL	Male	Female	TOTAL	Male	Female	TOTAL	Male	Female
Great Risk	60%	61%	60%	70%	71%	69%	69%	68%	69%	66%	66%	66%
Moderate Risk	9%	9%	9%	11%	10%	12%	13%	13%	13%	11%	11%	11%
Slight Risk	2%	2%	2%	3%	3%	3%	4%	4%	4%	3%	3%	3%
No Risk	22%	21%	22%	12%	12%	12%	10%	10%	10%	15%	14%	15%
Don't Know	7%	7%	6%	4%	5%	4%	4%	5%	4%	5%	6%	4%
Percent who answered question	90%	90%	91%	94%	94%	95%	95%	95%	96%	93%	93%	94%

Iowa Youth Survey • 2016 State of Iowa Results												
How much do you think you risk harming yourself (physically or otherwise) if you: Smoke marijuana more than once a week?												
IYS Question C11	6th Grade			8th Grade			11th Grade			All Grades		
	TOTAL	Male	Female	TOTAL	Male	Female	TOTAL	Male	Female	TOTAL	Male	Female
Great Risk	56%	55%	57%	58%	56%	60%	37%	36%	39%	51%	49%	53%
Moderate Risk	10%	10%	9%	14%	15%	14%	17%	16%	17%	13%	14%	13%
Slight Risk	3%	3%	2%	6%	7%	6%	16%	16%	15%	8%	9%	8%
No Risk	22%	22%	23%	16%	16%	15%	25%	26%	23%	21%	21%	20%
Don't Know	9%	10%	9%	5%	6%	5%	5%	6%	5%	7%	7%	6%
Percent who answered question	89%	90%	90%	94%	93%	95%	95%	94%	96%	92%	92%	93%

Iowa Youth Survey • 2016 State of Iowa Results												
How much do you think you risk harming yourself (physically or otherwise) if you: Take methamphetamines (crank) once a week?												
IYS Question C12	6th Grade			8th Grade			11th Grade			All Grades		
	TOTAL	Male	Female	TOTAL	Male	Female	TOTAL	Male	Female	TOTAL	Male	Female
Great Risk	53%	53%	53%	67%	68%	66%	72%	72%	72%	64%	64%	64%
Moderate Risk	10%	10%	10%	12%	11%	13%	9%	9%	10%	11%	10%	11%
Slight Risk	2%	2%	2%	2%	2%	2%	2%	2%	2%	2%	2%	2%
No Risk	22%	21%	23%	12%	12%	12%	10%	10%	10%	15%	14%	15%
Don't Know	12%	13%	12%	7%	7%	7%	6%	7%	6%	9%	9%	8%
Percent who answered question	89%	89%	89%	94%	94%	95%	95%	95%	96%	92%	93%	93%

Iowa Youth Survey • 2016 State of Iowa Results												
How much do you think you risk harming yourself (physically or otherwise) if you: Take cocaine once a week?												
IYS Question C13	6th Grade			8th Grade			11th Grade			All Grades		
	TOTAL	Male	Female	TOTAL	Male	Female	TOTAL	Male	Female	TOTAL	Male	Female
Great Risk	54%	54%	53%	67%	68%	66%	72%	72%	73%	64%	64%	64%
Moderate Risk	12%	12%	12%	13%	12%	14%	10%	10%	10%	12%	11%	12%
Slight Risk	3%	3%	3%	2%	2%	3%	2%	2%	2%	2%	2%	2%
No Risk	22%	21%	23%	12%	12%	12%	10%	10%	10%	15%	14%	15%
Don't Know	10%	10%	10%	6%	6%	5%	6%	6%	5%	7%	7%	7%
Percent who answered question	89%	90%	90%	94%	94%	95%	95%	95%	96%	93%	93%	93%

Iowa Youth Survey • 2016 State of Iowa Results												
How much do you think you risk harming yourself (physically or otherwise) if you: Take amphetamines other than methamphetamines (like stimulants, uppers, speed) once a week?												
IYS Question C14	6th Grade			8th Grade			11th Grade			All Grades		
	TOTAL	Male	Female	TOTAL	Male	Female	TOTAL	Male	Female	TOTAL	Male	Female
Great Risk	50%	50%	51%	64%	64%	64%	69%	68%	70%	61%	61%	61%
Moderate Risk	11%	12%	11%	14%	14%	14%	12%	12%	12%	12%	12%	12%
Slight Risk	3%	3%	2%	3%	3%	3%	3%	3%	2%	3%	3%	2%
No Risk	22%	21%	22%	12%	12%	12%	10%	10%	10%	15%	14%	15%
Don't Know	14%	14%	14%	8%	8%	7%	6%	7%	6%	9%	10%	9%
Percent who answered question	89%	90%	89%	94%	94%	95%	95%	95%	96%	93%	93%	93%

Iowa Youth Survey • 2016 State of Iowa Results												
How much do you think you risk harming yourself (physically or otherwise) if you: Use any other illegal drug once a week?												
IYS Question C15	6th Grade			8th Grade			11th Grade			All Grades		
	TOTAL	Male	Female	TOTAL	Male	Female	TOTAL	Male	Female	TOTAL	Male	Female
Great Risk	58%	58%	58%	65%	65%	65%	62%	60%	63%	61%	61%	62%
Moderate Risk	10%	10%	10%	15%	15%	15%	17%	17%	17%	14%	14%	14%
Slight Risk	2%	2%	2%	3%	3%	3%	5%	5%	4%	3%	3%	3%
No Risk	22%	21%	23%	12%	12%	12%	10%	10%	10%	15%	14%	15%
Don't Know	8%	9%	7%	6%	6%	5%	6%	7%	6%	7%	7%	6%
Percent who answered question	90%	90%	90%	94%	94%	95%	95%	95%	96%	93%	93%	94%

Iowa Youth Survey • 2016 State of Iowa Results												
How much do you think you risk harming yourself (physically or otherwise) if you: Use over the counter medications different from the directions?												
IYS Question C16	6th Grade			8th Grade			11th Grade			All Grades		
	TOTAL	Male	Female	TOTAL	Male	Female	TOTAL	Male	Female	TOTAL	Male	Female
Great Risk	50%	49%	50%	58%	59%	57%	54%	53%	55%	54%	54%	54%
Moderate Risk	14%	15%	14%	19%	18%	19%	22%	22%	22%	18%	18%	19%
Slight Risk	5%	5%	5%	6%	5%	6%	8%	8%	8%	6%	6%	6%
No Risk	22%	21%	22%	12%	12%	12%	10%	11%	10%	15%	15%	15%
Don't Know	9%	10%	8%	6%	6%	5%	5%	6%	5%	7%	8%	6%
Percent who answered question	89%	90%	90%	94%	94%	95%	95%	95%	96%	93%	93%	94%

Iowa Youth Survey • 2016 State of Iowa Results												
How much do you think you risk harming yourself (physically or otherwise) if you: Use prescription medication (that were prescribed for you by your doctor) different from the directions?												
IYS Question C17	6th Grade			8th Grade			11th Grade			All Grades		
	TOTAL	Male	Female	TOTAL	Male	Female	TOTAL	Male	Female	TOTAL	Male	Female
Great Risk	45%	44%	46%	57%	56%	57%	54%	53%	56%	52%	51%	53%
Moderate Risk	16%	15%	16%	19%	18%	19%	22%	22%	22%	19%	18%	19%
Slight Risk	7%	7%	6%	6%	6%	6%	7%	8%	7%	7%	7%	6%
No Risk	23%	23%	23%	13%	13%	13%	11%	11%	10%	15%	16%	15%
Don't Know	10%	11%	9%	6%	6%	5%	5%	6%	5%	7%	8%	6%
Percent who answered question	89%	90%	90%	94%	94%	95%	95%	95%	96%	93%	93%	94%

Iowa Youth Survey • 2016 State of Iowa Results												
How much do you think you risk harming yourself (physically or otherwise) if you: Use medication prescribed for someone else?												
IYS Question C18	6th Grade			8th Grade			11th Grade			All Grades		
	TOTAL	Male	Female	TOTAL	Male	Female	TOTAL	Male	Female	TOTAL	Male	Female
Great Risk	55%	55%	55%	63%	64%	63%	59%	58%	60%	59%	59%	60%
Moderate Risk	12%	12%	12%	15%	14%	16%	19%	19%	19%	15%	15%	15%
Slight Risk	4%	4%	4%	4%	4%	5%	6%	6%	7%	5%	5%	5%
No Risk	21%	20%	22%	12%	12%	12%	10%	10%	10%	14%	14%	15%
Don't Know	8%	9%	7%	5%	6%	5%	5%	6%	4%	6%	7%	5%
Percent who answered question	89%	90%	90%	94%	94%	95%	95%	95%	96%	93%	93%	94%

Section D. Peer Questions

Iowa Youth Survey • 2016 State of Iowa Results												
Would you be more or less popular (respected or cool) with the other students in your school if you: Smoked cigarettes?												
IYS Question D1	6th Grade			8th Grade			11th Grade			All Grades		
	TOTAL	Male	Female	TOTAL	Male	Female	TOTAL	Male	Female	TOTAL	Male	Female
A lot more popular	2%	2%	2%	2%	2%	2%	2%	2%	2%	2%	2%	2%
More Popular	3%	3%	4%	4%	4%	5%	5%	4%	6%	4%	4%	5%
Less Popular	13%	14%	12%	20%	20%	19%	22%	22%	23%	18%	19%	18%
A lot less popular	53%	52%	55%	46%	45%	47%	30%	32%	29%	44%	43%	44%
Wouldn't change my popularity	28%	29%	27%	28%	29%	27%	41%	40%	41%	32%	33%	32%
Percent who answered question	90%	91%	91%	94%	94%	95%	95%	95%	96%	93%	93%	94%

Iowa Youth Survey • 2016 State of Iowa Results												
Would you be more or less popular (respected or cool) with the other students in your school if you: Drank alcoholic beverages?												
IYS Question D2	6th Grade			8th Grade			11th Grade			All Grades		
	TOTAL	Male	Female	TOTAL	Male	Female	TOTAL	Male	Female	TOTAL	Male	Female
A lot more popular	2%	3%	2%	3%	3%	3%	8%	7%	10%	4%	4%	5%
More Popular	5%	5%	5%	8%	7%	10%	24%	21%	28%	12%	10%	14%
Less Popular	14%	15%	13%	20%	21%	19%	11%	12%	10%	15%	17%	14%
A lot less popular	50%	48%	53%	38%	37%	39%	10%	11%	9%	33%	33%	34%
Wouldn't change my popularity	28%	29%	27%	31%	32%	29%	46%	49%	44%	35%	36%	33%
Percent who answered question	90%	90%	91%	94%	94%	95%	95%	95%	96%	93%	93%	94%

Iowa Youth Survey • 2016 State of Iowa Results												
Would you be more or less popular (respected or cool) with the other students in your school if you: Smoked marijuana?												
IYS Question D3	6th Grade			8th Grade			11th Grade			All Grades		
	TOTAL	Male	Female	TOTAL	Male	Female	TOTAL	Male	Female	TOTAL	Male	Female
A lot more popular	3%	3%	2%	4%	4%	4%	7%	7%	8%	5%	5%	4%
More Popular	3%	3%	3%	7%	6%	7%	15%	13%	17%	8%	8%	9%
Less Popular	10%	11%	10%	16%	17%	15%	15%	15%	15%	14%	14%	13%
A lot less popular	57%	55%	58%	46%	45%	48%	19%	19%	18%	41%	40%	42%
Wouldn't change my popularity	27%	28%	26%	27%	28%	26%	44%	45%	42%	32%	33%	31%
Percent who answered question	90%	90%	90%	94%	94%	95%	95%	95%	96%	93%	93%	94%

Iowa Youth Survey • 2016 State of Iowa Results												
Would you be more or less popular (respected or cool) with the other students in your school if you: Used any other illegal drug?												
IYS Question D4	6th Grade			8th Grade			11th Grade			All Grades		
	TOTAL	Male	Female	TOTAL	Male	Female	TOTAL	Male	Female	TOTAL	Male	Female
A lot more popular	3%	3%	3%	3%	3%	3%	4%	4%	4%	3%	3%	3%
More Popular	3%	3%	3%	5%	4%	6%	8%	7%	9%	5%	5%	6%
Less Popular	10%	10%	10%	16%	17%	16%	19%	19%	20%	15%	15%	15%
A lot less popular	57%	56%	59%	50%	49%	51%	30%	31%	29%	46%	45%	47%
Wouldn't change my popularity	27%	28%	26%	26%	28%	25%	39%	40%	39%	31%	31%	30%
Percent who answered question	90%	90%	90%	94%	94%	95%	95%	95%	96%	93%	93%	94%

Iowa Youth Survey • 2016 State of Iowa Results												
How wrong would most of the students in your school (not just your best friends) feel it would be for you to: Drink beer, wine, or hard liquor (for example: vodka, whiskey, gin)?												
IYS Question D5	6th Grade			8th Grade			11th Grade			All Grades		
	TOTAL	Male	Female	TOTAL	Male	Female	TOTAL	Male	Female	TOTAL	Male	Female
Very Wrong	73%	70%	76%	52%	51%	52%	17%	19%	16%	48%	48%	49%
Wrong	16%	17%	15%	26%	26%	26%	17%	19%	16%	20%	21%	19%
A Little Wrong	4%	5%	4%	12%	12%	13%	28%	26%	29%	14%	14%	15%
Not Wrong at All	2%	2%	1%	3%	3%	3%	28%	25%	31%	10%	10%	11%
Don't Know	5%	6%	4%	6%	7%	5%	10%	12%	8%	7%	8%	6%
Percent who answered question	92%	92%	92%	95%	95%	96%	95%	95%	96%	94%	94%	95%

Iowa Youth Survey • 2016 State of Iowa Results												
How wrong would most of the students in your school (not just your best friends) feel it would be for you to: Smoke cigarettes?												
IYS Question D6	6th Grade			8th Grade			11th Grade			All Grades		
	TOTAL	Male	Female	TOTAL	Male	Female	TOTAL	Male	Female	TOTAL	Male	Female
Very Wrong	77%	76%	79%	62%	62%	63%	34%	37%	32%	59%	59%	59%
Wrong	14%	15%	14%	24%	24%	24%	30%	30%	30%	22%	23%	22%
A Little Wrong	3%	3%	2%	6%	6%	7%	18%	16%	21%	9%	8%	10%
Not Wrong at All	1%	2%	1%	2%	2%	2%	8%	8%	9%	4%	4%	4%
Don't Know	4%	5%	4%	5%	6%	4%	10%	11%	8%	6%	7%	5%
Percent who answered question	91%	91%	92%	95%	94%	96%	95%	95%	96%	94%	94%	95%

Iowa Youth Survey • 2016 State of Iowa Results												
How wrong would most of the students in your school (not just your best friends) feel it would be for you to: Smoke marijuana?												
IYS Question D7	6th Grade			8th Grade			11th Grade			All Grades		
	TOTAL	Male	Female	TOTAL	Male	Female	TOTAL	Male	Female	TOTAL	Male	Female
Very Wrong	85%	83%	86%	67%	66%	70%	29%	29%	28%	61%	60%	62%
Wrong	8%	8%	8%	16%	17%	16%	20%	20%	19%	15%	15%	14%
A Little Wrong	1%	2%	1%	7%	7%	7%	20%	19%	22%	9%	9%	10%
Not Wrong at All	1%	2%	1%	4%	4%	4%	22%	21%	23%	9%	8%	9%
Don't Know	4%	5%	4%	5%	6%	4%	10%	11%	8%	6%	7%	5%
Percent who answered question	90%	90%	91%	93%	93%	94%	94%	94%	95%	92%	92%	93%

Iowa Youth Survey • 2016 State of Iowa Results												
How wrong would most of the students in your school (not just your best friends) feel it would be for you to: Use <u>any</u> illegal drug <u>other than</u> alcohol, cigarettes, or marijuana?												
IYS Question D8	6th Grade			8th Grade			11th Grade			All Grades		
	TOTAL	Male	Female	TOTAL	Male	Female	TOTAL	Male	Female	TOTAL	Male	Female
Very Wrong	86%	85%	88%	74%	73%	75%	47%	48%	45%	69%	69%	70%
Wrong	7%	8%	7%	15%	16%	15%	25%	25%	26%	16%	16%	16%
A Little Wrong	1%	1%	1%	4%	4%	4%	12%	10%	14%	5%	5%	6%
Not Wrong at All	1%	1%	1%	2%	2%	2%	6%	6%	6%	3%	3%	3%
Don't Know	4%	5%	4%	5%	6%	5%	10%	11%	9%	6%	7%	5%
Percent who answered question	91%	91%	92%	94%	94%	95%	95%	95%	96%	93%	93%	94%

Iowa Youth Survey • 2016 State of Iowa Results												
How wrong would most of the students in your school (not just your best friends) feel it would be for you to: Go to a party where kids under 21 were using alcohol?												
IYS Question D9	6th Grade			8th Grade			11th Grade			All Grades		
	TOTAL	Male	Female	TOTAL	Male	Female	TOTAL	Male	Female	TOTAL	Male	Female
Very Wrong	76%	74%	78%	53%	54%	53%	19%	20%	17%	50%	50%	50%
Wrong	14%	15%	13%	24%	24%	24%	17%	19%	15%	18%	19%	18%
A Little Wrong	4%	4%	4%	12%	11%	13%	24%	23%	25%	13%	12%	14%
Not Wrong at All	2%	2%	1%	5%	5%	5%	31%	27%	35%	12%	11%	13%
Don't Know	4%	5%	4%	6%	7%	5%	9%	11%	7%	7%	8%	5%
Percent who answered question	91%	91%	92%	95%	95%	96%	95%	95%	96%	94%	94%	95%

Iowa Youth Survey • 2016 State of Iowa Results												
How wrong would most of the students in your school (not just your best friends) feel it would be for you to: Go to a party where kids were using drugs?												
IYS Question D10	6th Grade			8th Grade			11th Grade			All Grades		
	TOTAL	Male	Female	TOTAL	Male	Female	TOTAL	Male	Female	TOTAL	Male	Female
Very Wrong	85%	83%	86%	67%	68%	67%	32%	34%	29%	62%	63%	62%
Wrong	8%	9%	8%	18%	18%	18%	23%	24%	23%	16%	17%	16%
A Little Wrong	2%	2%	2%	6%	5%	7%	20%	17%	22%	9%	8%	10%
Not Wrong at All	1%	2%	1%	3%	3%	3%	16%	14%	18%	6%	6%	7%
Don't Know	4%	5%	3%	6%	7%	5%	10%	11%	8%	6%	7%	5%
Percent who answered question	91%	91%	92%	95%	94%	96%	95%	95%	96%	93%	93%	94%

Iowa Youth Survey • 2016 State of Iowa Results												
How wrong would most of the students in your school (not just your best friends) feel it would be for you to: Use prescription drugs that were not prescribed for you?												
IYS Question D11	6th Grade			8th Grade			11th Grade			All Grades		
	TOTAL	Male	Female	TOTAL	Male	Female	TOTAL	Male	Female	TOTAL	Male	Female
Very Wrong	76%	75%	78%	64%	64%	64%	42%	42%	41%	61%	61%	61%
Wrong	15%	15%	14%	21%	21%	21%	27%	27%	27%	21%	21%	21%
A Little Wrong	3%	3%	3%	6%	6%	7%	14%	12%	16%	8%	7%	8%
Not Wrong at All	1%	2%	1%	2%	2%	2%	6%	6%	6%	3%	3%	3%
Don't Know	5%	5%	4%	6%	7%	6%	11%	12%	10%	7%	8%	6%
Percent who answered question	91%	91%	92%	95%	95%	96%	95%	95%	96%	94%	94%	95%

Iowa Youth Survey • 2016 State of Iowa Results												
How wrong would most of the students in your school (not just your best friends) feel it would be for you to: Use prescription drugs that were prescribed to you but in a way other than the directions?												
IYS Question D12	6th Grade			8th Grade			11th Grade			All Grades		
	TOTAL	Male	Female	TOTAL	Male	Female	TOTAL	Male	Female	TOTAL	Male	Female
Very Wrong	71%	68%	73%	61%	61%	61%	39%	40%	39%	57%	57%	58%
Wrong	17%	18%	16%	23%	22%	23%	27%	26%	27%	22%	22%	22%
A Little Wrong	4%	4%	3%	7%	7%	8%	16%	14%	17%	9%	8%	9%
Not Wrong at All	2%	2%	1%	2%	2%	2%	7%	7%	7%	4%	4%	4%
Don't Know	6%	7%	5%	7%	8%	6%	12%	13%	10%	8%	9%	7%
Percent who answered question	91%	91%	92%	95%	94%	96%	95%	95%	96%	93%	93%	94%

Section E. School Questions

Iowa Youth Survey • 2016 State of Iowa Results												
In the past 12 months, how often have you: Carried a gun, knife, club, or other weapon <u>to school or to a school event</u> ?												
IYS Question E1	6th Grade			8th Grade			11th Grade			All Grades		
	TOTAL	Male	Female	TOTAL	Male	Female	TOTAL	Male	Female	TOTAL	Male	Female
None	97%	96%	99%	96%	94%	98%	93%	89%	97%	96%	93%	98%
1 or 2 times	2%	3%	1%	3%	4%	1%	3%	5%	2%	3%	4%	1%
3 – 5 times	0%	0%	0%	0%	1%	0%	1%	1%	0%	0%	1%	0%
6 or more times	1%	1%	0%	1%	1%	0%	3%	5%	1%	1%	2%	0%
Percent who answered question	92%	92%	93%	95%	95%	96%	95%	95%	96%	94%	94%	95%
Percent who reported one or more times	3%	4%	1%	4%	6%	2%	7%	11%	3%	4%	7%	2%

Iowa Youth Survey • 2016 State of Iowa Results												
In the past 12 months, how often have you: Used alcohol or other illegal drugs <u>on school property or at a school event?</u>												
IYS Question E2	6th Grade			8th Grade			11th Grade			All Grades		
	TOTAL	Male	Female	TOTAL	Male	Female	TOTAL	Male	Female	TOTAL	Male	Female
None	99%	99%	100%	99%	99%	99%	95%	94%	95%	98%	97%	98%
1 or 2 times	0%	0%	0%	1%	1%	1%	3%	3%	3%	1%	1%	1%
3–5 times	0%	0%	0%	0%	0%	0%	1%	1%	1%	0%	0%	0%
6 or more times	0%	0%	0%	0%	0%	0%	1%	2%	1%	1%	1%	0%
Percent who answered question	92%	92%	93%	95%	95%	96%	95%	95%	96%	94%	94%	95%
Percent who reported one or more times	1%	1%	0%	1%	1%	1%	5%	6%	5%	2%	3%	2%

Iowa Youth Survey • 2016 State of Iowa Results												
In the past 12 months, how often have you: Used cigarettes, smokeless tobacco (chewing tobacco, snuff, plug, dipping tobacco, snus), or e-cigarettes (vape-pens, hookah-pens, e-hookahs, e-cigars, e-pipes, personal vaporizers or mods) <u>on school property or at a school event?</u>												
IYS Question E3	6th Grade			8th Grade			11th Grade			All Grades		
	TOTAL	Male	Female	TOTAL	Male	Female	TOTAL	Male	Female	TOTAL	Male	Female
None	99%	99%	99%	98%	98%	99%	94%	92%	96%	97%	96%	98%
1 or 2 times	0%	1%	0%	1%	1%	1%	3%	4%	3%	1%	2%	1%
3–5 times	0%	0%	0%	0%	0%	0%	1%	1%	1%	0%	1%	0%
6 or more times	0%	0%	0%	0%	1%	0%	2%	3%	1%	1%	1%	0%
Percent who answered question	92%	92%	93%	95%	95%	96%	95%	95%	96%	94%	94%	95%
Percent who reported one or more times	1%	1%	1%	2%	2%	1%	6%	8%	4%	3%	4%	2%

Iowa Youth Survey • 2016 State of Iowa Results												
In the <u>past 12 months</u> , how often have you: Had your things (clothing, books, bike, car) stolen or deliberately damaged <u>on school property or at a school event</u> ?												
IYS Question E4	6th Grade			8th Grade			11th Grade			All Grades		
	TOTAL	Male	Female	TOTAL	Male	Female	TOTAL	Male	Female	TOTAL	Male	Female
None	86%	85%	87%	82%	81%	83%	82%	80%	84%	83%	82%	85%
1 or 2 times	12%	12%	11%	15%	16%	15%	15%	16%	14%	14%	15%	13%
3–5 times	1%	1%	1%	2%	2%	1%	2%	2%	1%	2%	2%	1%
6 or more times	1%	1%	1%	1%	1%	1%	1%	1%	1%	1%	1%	1%
Percent who answered question	92%	92%	93%	95%	95%	96%	95%	95%	96%	94%	94%	95%
Percent who reported one or more times	14%	15%	13%	18%	19%	17%	18%	20%	16%	17%	18%	15%

Iowa Youth Survey • 2016 State of Iowa Results												
In the <u>past 12 months</u> , how often have you: Been disciplined for fighting, theft, or damaging property <u>at school or a school event</u> ?												
IYS Question E5	6th Grade			8th Grade			11th Grade			All Grades		
	TOTAL	Male	Female	TOTAL	Male	Female	TOTAL	Male	Female	TOTAL	Male	Female
None	94%	92%	97%	93%	91%	96%	95%	94%	97%	94%	92%	97%
1 or 2 times	4%	6%	3%	5%	7%	3%	3%	4%	2%	4%	6%	3%
3–5 times	1%	1%	0%	1%	1%	1%	0%	1%	0%	1%	1%	0%
6 or more times	1%	1%	0%	1%	1%	0%	1%	1%	0%	1%	1%	0%
Percent who answered question	91%	91%	92%	94%	94%	95%	95%	95%	96%	93%	93%	95%
Percent who reported one or more times	6%	8%	3%	7%	9%	4%	5%	6%	3%	6%	8%	3%

Iowa Youth Survey • 2016 State of Iowa Results												
In the <u>past 12 months</u> , how often have you: Been threatened or injured by someone with a weapon (like a gun, knife or club) <u>on school property or at a school event</u> ?												
IYS Question E6	6th Grade			8th Grade			11th Grade			All Grades		
	TOTAL	Male	Female	TOTAL	Male	Female	TOTAL	Male	Female	TOTAL	Male	Female
None	96%	95%	97%	95%	95%	96%	96%	94%	97%	96%	95%	97%
1 or 2 times	3%	4%	2%	3%	4%	3%	3%	4%	2%	3%	4%	3%
3–5 times	0%	1%	0%	1%	1%	1%	1%	1%	0%	1%	1%	0%
6 or more times	1%	1%	0%	0%	1%	0%	1%	1%	0%	1%	1%	0%
Percent who answered question	92%	92%	93%	95%	95%	96%	95%	95%	96%	94%	94%	95%
Percent who reported one or more times	4%	5%	3%	5%	5%	4%	4%	6%	3%	4%	5%	3%

Iowa Youth Survey • 2016 State of Iowa Results												
In the <u>past 12 months</u> , how often have you: Damaged property just for fun (like breaking windows, scratching a car, etc.)?												
IYS Question E7	6th Grade			8th Grade			11th Grade			All Grades		
	TOTAL	Male	Female	TOTAL	Male	Female	TOTAL	Male	Female	TOTAL	Male	Female
None	98%	97%	99%	97%	96%	98%	96%	95%	98%	97%	96%	98%
1 or 2 times	1%	2%	1%	2%	3%	2%	3%	3%	2%	2%	3%	2%
3–5 times	0%	0%	0%	0%	0%	0%	0%	1%	0%	0%	0%	0%
6 or more times	0%	0%	0%	0%	1%	0%	1%	1%	0%	0%	1%	0%
Percent who answered question	92%	92%	93%	95%	94%	96%	95%	95%	96%	94%	94%	95%
Percent who reported one or more times	2%	3%	1%	3%	4%	2%	4%	5%	2%	3%	4%	2%

Iowa Youth Survey • 2016 State of Iowa Results												
In the past 12 months, how often have you: Beaten up on or fought someone because they made you angry?												
IYS Question E8	6th Grade			8th Grade			11th Grade			All Grades		
	TOTAL	Male	Female	TOTAL	Male	Female	TOTAL	Male	Female	TOTAL	Male	Female
None	88%	82%	93%	89%	85%	93%	93%	90%	95%	90%	86%	94%
1 or 2 times	10%	13%	5%	9%	12%	6%	5%	7%	3%	8%	11%	5%
3 – 5 times	1%	2%	1%	1%	2%	1%	1%	1%	1%	1%	2%	1%
6 or more times	1%	2%	1%	1%	1%	1%	1%	1%	1%	1%	2%	1%
Percent who answered question	92%	91%	93%	95%	94%	96%	95%	95%	96%	94%	94%	95%
Percent who reported one or more times	12%	18%	7%	11%	15%	7%	7%	10%	5%	10%	14%	6%

Iowa Youth Survey • 2016 State of Iowa Results												
In the past 12 months, how often have you: Used a weapon, force, or threats to get money or things from someone?												
IYS Question E9	6th Grade			8th Grade			11th Grade			All Grades		
	TOTAL	Male	Female	TOTAL	Male	Female	TOTAL	Male	Female	TOTAL	Male	Female
None	99%	99%	99%	99%	99%	99%	99%	98%	99%	99%	98%	99%
1 or 2 times	1%	1%	0%	1%	1%	0%	1%	1%	0%	1%	1%	0%
3–5 times	0%	0%	0%	0%	0%	0%	0%	0%	0%	0%	0%	0%
6 or more times	0%	0%	0%	0%	0%	0%	1%	1%	0%	0%	0%	0%
Percent who answered question	92%	91%	93%	95%	94%	96%	95%	95%	96%	94%	93%	95%
Percent who reported one or more times	1%	1%	1%	1%	1%	1%	1%	2%	1%	1%	2%	1%

Iowa Youth Survey • 2016 State of Iowa Results												
In the past 12 months, how often have you: Verbally threatened to physically harm someone?												
IYS Question E10	6th Grade			8th Grade			11th Grade			All Grades		
	TOTAL	Male	Female	TOTAL	Male	Female	TOTAL	Male	Female	TOTAL	Male	Female
None	94%	93%	96%	89%	87%	90%	86%	82%	89%	90%	88%	92%
1 or 2 times	4%	5%	3%	8%	9%	7%	9%	11%	7%	7%	9%	6%
3–5 times	1%	1%	0%	1%	2%	1%	2%	3%	1%	1%	2%	1%
6 or more times	1%	1%	1%	2%	2%	1%	3%	4%	2%	2%	2%	1%
Percent who answered question	92%	91%	93%	95%	95%	96%	95%	95%	96%	94%	94%	95%
Percent who reported one or more times	6%	7%	4%	11%	13%	10%	14%	18%	11%	10%	12%	8%

Iowa Youth Survey • 2016 State of Iowa Results												
In the past 12 months, how often have you: Stolen something?												
IYS Question E11	6th Grade			8th Grade			11th Grade			All Grades		
	TOTAL	Male	Female	TOTAL	Male	Female	TOTAL	Male	Female	TOTAL	Male	Female
None	91%	90%	92%	91%	89%	92%	92%	91%	94%	91%	90%	93%
1 or 2 times	7%	8%	6%	7%	8%	6%	5%	6%	4%	6%	7%	6%
3–5 times	1%	1%	1%	1%	1%	1%	1%	1%	1%	1%	1%	1%
6 or more times	1%	1%	1%	1%	1%	1%	1%	2%	1%	1%	1%	1%
Percent who answered question	91%	91%	92%	95%	94%	96%	95%	95%	96%	94%	93%	95%
Percent who reported one or more times	9%	10%	8%	9%	11%	8%	8%	9%	6%	9%	10%	7%

Iowa Youth Survey • 2016 State of Iowa Results												
In the <u>last 30 days</u> , how many times have you been bullied <u>at school</u> in the ways listed below: I was called names, was made fun of, or teased in a hurtful way?												
IYS Question E12	6th Grade			8th Grade			11th Grade			All Grades		
	TOTAL	Male	Female	TOTAL	Male	Female	TOTAL	Male	Female	TOTAL	Male	Female
0 times	61%	62%	59%	59%	64%	55%	70%	73%	67%	63%	66%	60%
1 time	16%	15%	17%	16%	14%	18%	11%	10%	12%	15%	13%	16%
2 times	8%	7%	8%	8%	7%	9%	7%	6%	8%	8%	7%	9%
3–5 times	7%	7%	7%	8%	6%	9%	6%	5%	7%	7%	6%	8%
6–10 times	2%	2%	2%	3%	2%	3%	2%	2%	2%	2%	2%	3%
11+ times	6%	7%	6%	6%	6%	6%	4%	5%	4%	6%	6%	5%
Percent who answered question	92%	91%	93%	94%	94%	96%	95%	95%	96%	94%	93%	95%
Percent who reported one or more times	39%	38%	41%	41%	36%	45%	30%	27%	33%	37%	34%	40%

Iowa Youth Survey • 2016 State of Iowa Results												
In the <u>last 30 days</u> , how many times have you been bullied <u>at school</u> in the ways listed below: Other students left me out of things on purpose, excluded me from their group of friends, or completely ignored me?												
IYS Question E13	6th Grade			8th Grade			11th Grade			All Grades		
	TOTAL	Male	Female	TOTAL	Male	Female	TOTAL	Male	Female	TOTAL	Male	Female
0 times	68%	73%	62%	67%	76%	59%	74%	81%	66%	69%	77%	62%
1 time	14%	12%	17%	14%	11%	18%	10%	7%	13%	13%	10%	16%
2 times	7%	6%	8%	7%	5%	9%	6%	4%	8%	7%	5%	9%
3–5 times	5%	4%	7%	6%	4%	7%	5%	3%	7%	5%	4%	7%
6–10 times	2%	2%	2%	2%	2%	3%	2%	1%	2%	2%	2%	3%
11+ times	4%	4%	4%	4%	3%	4%	3%	3%	3%	4%	3%	4%
Percent who answered question	91%	91%	92%	94%	94%	95%	95%	95%	96%	93%	93%	94%
Percent who reported one or more times	32%	27%	38%	33%	24%	41%	26%	19%	34%	31%	23%	38%

Iowa Youth Survey • 2016 State of Iowa Results												
In the last 30 days, how many times have you been bullied <u>at school</u> in the ways listed below: I was hit, kicked, pushed, shoved around, or locked indoors?												
IYS Question E14	6th Grade			8th Grade			11th Grade			All Grades		
	TOTAL	Male	Female	TOTAL	Male	Female	TOTAL	Male	Female	TOTAL	Male	Female
0 times	81%	78%	85%	85%	83%	87%	92%	91%	94%	86%	84%	89%
1 time	9%	10%	8%	7%	8%	6%	3%	4%	3%	6%	7%	5%
2 times	4%	5%	3%	3%	4%	3%	2%	2%	1%	3%	4%	3%
3–5 times	3%	3%	2%	2%	3%	2%	1%	1%	1%	2%	2%	2%
6–10 times	1%	1%	1%	1%	1%	1%	0%	1%	0%	1%	1%	0%
11+ times	2%	3%	2%	2%	2%	1%	1%	2%	1%	2%	2%	1%
Percent who answered question	91%	91%	92%	94%	94%	95%	95%	95%	96%	93%	93%	94%
Percent who reported one or more times	19%	22%	15%	15%	17%	13%	8%	9%	6%	14%	16%	11%

Iowa Youth Survey • 2016 State of Iowa Results												
In the last 30 days, how many times have you been bullied <u>at school</u> in the ways listed below: Other students told lies, spread false rumors about me, and tried to make others dislike me?												
IYS Question E15	6th Grade			8th Grade			11th Grade			All Grades		
	TOTAL	Male	Female	TOTAL	Male	Female	TOTAL	Male	Female	TOTAL	Male	Female
0 times	70%	73%	66%	68%	74%	61%	73%	80%	65%	70%	76%	64%
1 time	14%	12%	15%	14%	12%	16%	11%	9%	13%	13%	11%	15%
2 times	6%	5%	7%	7%	5%	8%	6%	4%	8%	6%	5%	8%
3–5 times	5%	4%	5%	5%	4%	7%	5%	3%	7%	5%	4%	6%
6–10 times	2%	2%	2%	2%	1%	3%	2%	1%	2%	2%	2%	2%
11+ times	4%	4%	4%	4%	3%	5%	4%	3%	4%	4%	3%	5%
Percent who answered question	91%	91%	92%	94%	94%	95%	95%	95%	96%	93%	93%	94%
Percent who reported one or more times	30%	27%	34%	32%	26%	39%	27%	20%	35%	30%	24%	36%

Iowa Youth Survey • 2016 State of Iowa Results												
In the last 30 days, how many times have you been bullied at school in the ways listed below: I was made fun of because of my race or color?												
IYS Question E16	6th Grade			8th Grade			11th Grade			All Grades		
	TOTAL	Male	Female	TOTAL	Male	Female	TOTAL	Male	Female	TOTAL	Male	Female
0 times	93%	93%	93%	92%	92%	92%	93%	92%	94%	93%	92%	93%
1 time	3%	3%	3%	3%	3%	3%	3%	3%	2%	3%	3%	3%
2 times	1%	1%	1%	1%	1%	1%	1%	1%	1%	1%	1%	1%
3–5 times	1%	1%	1%	1%	1%	1%	1%	1%	1%	1%	1%	1%
6–10 times	0%	0%	0%	0%	0%	0%	0%	1%	0%	0%	0%	0%
11+ times	1%	2%	1%	1%	2%	1%	2%	2%	1%	1%	2%	1%
Percent who answered question	91%	91%	92%	94%	94%	95%	95%	94%	96%	93%	93%	94%
Percent who reported one or more times	7%	7%	7%	8%	8%	8%	7%	8%	6%	7%	8%	7%

Iowa Youth Survey • 2016 State of Iowa Results												
In the last 30 days, how many times have you been bullied at school in the ways listed below: I was made fun of because of my religion?												
IYS Question E17	6th Grade			8th Grade			11th Grade			All Grades		
	TOTAL	Male	Female	TOTAL	Male	Female	TOTAL	Male	Female	TOTAL	Male	Female
0 times	95%	95%	95%	94%	95%	94%	94%	94%	94%	94%	95%	94%
1 time	3%	3%	3%	3%	2%	3%	3%	2%	3%	3%	2%	3%
2 times	1%	1%	1%	1%	1%	1%	1%	1%	1%	1%	1%	1%
3–5 times	1%	1%	1%	1%	1%	1%	1%	1%	1%	1%	1%	1%
6–10 times	0%	0%	0%	0%	0%	0%	0%	0%	0%	0%	0%	0%
11+ times	1%	1%	1%	1%	1%	1%	1%	1%	1%	1%	1%	1%
Percent who answered question	91%	91%	92%	94%	94%	95%	95%	94%	96%	93%	93%	94%
Percent who reported one or more times	5%	5%	5%	6%	5%	6%	6%	6%	6%	6%	5%	6%

Iowa Youth Survey • 2016 State of Iowa Results												
In the <u>last 30 days</u> , how many times have you been bullied <u>at school</u> in the ways listed below: I was made fun of because of my sexual orientation or gender identity?												
IYS Question E18	6th Grade			8th Grade			11th Grade			All Grades		
	TOTAL	Male	Female	TOTAL	Male	Female	TOTAL	Male	Female	TOTAL	Male	Female
0 times	96%	97%	96%	95%	96%	94%	95%	96%	95%	95%	96%	95%
1 time	2%	1%	2%	2%	1%	2%	2%	1%	2%	2%	1%	2%
2 times	1%	1%	1%	1%	1%	1%	1%	1%	1%	1%	1%	1%
3–5 times	1%	0%	1%	1%	1%	1%	1%	1%	1%	1%	1%	1%
6–10 times	0%	0%	0%	0%	0%	0%	0%	0%	0%	0%	0%	0%
11+ times	1%	1%	1%	1%	1%	1%	1%	1%	1%	1%	1%	1%
Percent who answered question	91%	91%	92%	94%	94%	95%	95%	95%	96%	93%	93%	94%
Percent who reported one or more times	4%	3%	4%	5%	4%	6%	5%	4%	5%	5%	4%	5%

Iowa Youth Survey • 2016 State of Iowa Results												
In the <u>last 30 days</u> , how many times have you been bullied <u>at school</u> in the ways listed below: Other students made sexual jokes, comments, or gestures that hurt my feelings?												
IYS Question E19	6th Grade			8th Grade			11th Grade			All Grades		
	TOTAL	Male	Female	TOTAL	Male	Female	TOTAL	Male	Female	TOTAL	Male	Female
0 times	88%	88%	88%	85%	88%	81%	87%	91%	83%	86%	89%	84%
1 time	6%	6%	6%	7%	5%	8%	6%	4%	7%	6%	5%	7%
2 times	2%	2%	2%	3%	2%	4%	3%	2%	4%	3%	2%	4%
3–5 times	2%	2%	2%	2%	2%	3%	2%	1%	3%	2%	1%	2%
6–10 times	1%	1%	1%	1%	1%	1%	1%	1%	1%	1%	1%	1%
11+ times	2%	2%	2%	2%	2%	2%	2%	2%	2%	2%	2%	2%
Percent who answered question	91%	91%	92%	94%	94%	95%	95%	95%	96%	93%	93%	94%
Percent who reported one or more times	12%	12%	12%	15%	12%	19%	13%	9%	17%	14%	11%	16%

Iowa Youth Survey • 2016 State of Iowa Results												
In the <u>last 30 days</u> , how many times have you been bullied <u>at school</u> in the ways listed below: I have received a threatening or hurtful message from another student in an email, on a website, on a cell phone, from text messaging, in an internet chat room, or in instant messaging?												
IYS Question E20	6th Grade			8th Grade			11th Grade			All Grades		
	TOTAL	Male	Female	TOTAL	Male	Female	TOTAL	Male	Female	TOTAL	Male	Female
0 times	92%	94%	90%	91%	95%	88%	92%	95%	90%	92%	94%	90%
1 time	4%	3%	5%	4%	3%	6%	3%	2%	4%	4%	2%	5%
2 times	1%	1%	2%	2%	1%	2%	2%	1%	2%	2%	1%	2%
3–5 times	1%	1%	1%	1%	1%	2%	1%	1%	1%	1%	1%	1%
6–10 times	0%	0%	0%	0%	0%	1%	0%	0%	1%	0%	0%	1%
11+ times	1%	1%	1%	1%	1%	1%	1%	1%	1%	1%	1%	1%
Percent who answered question	91%	91%	92%	94%	94%	95%	95%	95%	96%	93%	93%	94%
Percent who reported one or more times	8%	6%	10%	9%	5%	12%	8%	5%	10%	8%	6%	10%

Iowa Youth Survey • 2016 State of Iowa Results												
In the <u>last 30 days</u> , how many times have you been bullied <u>at school</u> in the ways listed below: Something hurtful has been shared about me on social media (Facebook, Twitter, Snapchat, etc.)?												
IYS Question E21	6th Grade			8th Grade			11th Grade			All Grades		
	TOTAL	Male	Female	TOTAL	Male	Female	TOTAL	Male	Female	TOTAL	Male	Female
0 times	94%	95%	92%	92%	95%	89%	92%	95%	89%	92%	95%	90%
1 time	4%	3%	5%	4%	3%	6%	4%	2%	5%	4%	3%	5%
2 times	1%	1%	1%	2%	1%	2%	2%	1%	3%	1%	1%	2%
3–5 times	1%	1%	1%	1%	0%	1%	1%	0%	1%	1%	0%	1%
6–10 times	0%	0%	0%	0%	0%	0%	0%	0%	1%	0%	0%	0%
11+ times	1%	1%	1%	1%	1%	1%	1%	1%	1%	1%	1%	1%
Percent who answered question	90%	90%	92%	94%	93%	95%	94%	94%	95%	92%	92%	94%
Percent who reported one or more times	6%	5%	8%	8%	5%	11%	8%	5%	11%	8%	5%	10%

Iowa Youth Survey • 2016 State of Iowa Results												
In the last 30 days, how many times have you bullied someone else at school?												
IYS Question E22	6th Grade			8th Grade			11th Grade			All Grades		
	TOTAL	Male	Female	TOTAL	Male	Female	TOTAL	Male	Female	TOTAL	Male	Female
0 times	88%	88%	88%	84%	85%	84%	85%	84%	87%	86%	85%	86%
1 time	7%	7%	7%	9%	9%	10%	7%	8%	7%	8%	8%	8%
2 times	2%	2%	2%	3%	3%	3%	4%	4%	3%	3%	3%	3%
3–5 times	1%	1%	1%	2%	2%	2%	2%	2%	2%	2%	2%	2%
6–10 times	0%	0%	0%	0%	0%	0%	0%	0%	0%	0%	0%	0%
11+ times	1%	1%	1%	1%	1%	1%	1%	2%	1%	1%	1%	1%
Percent who answered question	91%	91%	92%	94%	94%	95%	95%	94%	96%	93%	93%	94%
Percent who reported one or more times	12%	12%	12%	16%	15%	16%	15%	16%	13%	14%	15%	14%

Iowa Youth Survey • 2016 State of Iowa Results												
In the last 30 days, how many times did you <u>NOT</u> go to school because you felt unsafe at school or on your way to and from school as a result of bullying?												
IYS Question E23	6th Grade			8th Grade			11th Grade			All Grades		
	TOTAL	Male	Female	TOTAL	Male	Female	TOTAL	Male	Female	TOTAL	Male	Female
0 times	94%	95%	93%	94%	96%	91%	94%	96%	92%	94%	96%	92%
1 time	4%	3%	4%	4%	2%	5%	3%	2%	4%	4%	2%	5%
2 times	1%	1%	1%	1%	1%	2%	1%	1%	2%	1%	1%	2%
3 or more times	1%	1%	1%	1%	1%	2%	2%	1%	2%	1%	1%	2%
Percent who answered question	91%	91%	92%	94%	94%	95%	95%	95%	96%	93%	93%	95%
Percent who reported one or more times	6%	5%	7%	6%	4%	9%	6%	4%	8%	6%	4%	8%

Iowa Youth Survey • 2016 State of Iowa Results												
How much do you agree or disagree that each of the following statements is true: It is against my values to have sex as a teenager.												
IYS Question E24	6th Grade			8th Grade			11th Grade			All Grades		
	TOTAL	Male	Female	TOTAL	Male	Female	TOTAL	Male	Female	TOTAL	Male	Female
Strongly Agree	66%	60%	73%	52%	44%	61%	19%	16%	22%	46%	40%	52%
Agree	17%	20%	14%	27%	30%	24%	23%	23%	24%	23%	24%	21%
Disagree	8%	11%	6%	15%	18%	11%	38%	39%	38%	20%	22%	18%
Strongly Disagree	8%	9%	7%	6%	8%	4%	19%	23%	16%	11%	13%	9%
Percent who answered question	84%	84%	84%	92%	92%	93%	94%	93%	95%	90%	90%	91%

Iowa Youth Survey • 2016 State of Iowa Results												
How much do you agree or disagree that each of the following statements is true: It is important to tell the truth.												
IYS Question E25	6th Grade			8th Grade			11th Grade			All Grades		
	TOTAL	Male	Female	TOTAL	Male	Female	TOTAL	Male	Female	TOTAL	Male	Female
Strongly Agree	74%	71%	76%	58%	54%	62%	48%	42%	53%	60%	56%	64%
Agree	23%	25%	22%	38%	40%	34%	47%	51%	43%	36%	39%	33%
Disagree	2%	2%	1%	3%	4%	3%	4%	5%	3%	3%	4%	2%
Strongly Disagree	1%	1%	1%	1%	1%	1%	1%	2%	1%	1%	1%	1%
Percent who answered question	90%	89%	91%	94%	93%	95%	94%	94%	95%	92%	92%	94%

Iowa Youth Survey • 2016 State of Iowa Results												
How much do you agree or disagree that each of the following statements is true: It is against my values to use alcohol and drugs as a teenager.												
IYS Question E26	6th Grade			8th Grade			11th Grade			All Grades		
	TOTAL	Male	Female	TOTAL	Male	Female	TOTAL	Male	Female	TOTAL	Male	Female
Strongly Agree	80%	78%	83%	71%	70%	73%	37%	38%	35%	63%	62%	64%
Agree	10%	11%	8%	19%	20%	18%	31%	31%	31%	20%	20%	19%
Disagree	3%	4%	3%	6%	6%	6%	25%	23%	27%	11%	11%	12%
Strongly Disagree	7%	8%	6%	3%	4%	3%	7%	8%	7%	6%	6%	5%
Percent who answered question	86%	86%	86%	92%	92%	94%	94%	94%	95%	90%	91%	91%

Iowa Youth Survey • 2016 State of Iowa Results												
How much do you agree or disagree that each of the following statements is true: I accept responsibility for my actions when I make a mistake or get into trouble.												
IYS Question E27	6th Grade			8th Grade			11th Grade			All Grades		
	TOTAL	Male	Female	TOTAL	Male	Female	TOTAL	Male	Female	TOTAL	Male	Female
Strongly Agree	64%	61%	66%	55%	53%	57%	49%	48%	50%	56%	54%	58%
Agree	32%	34%	30%	41%	42%	39%	46%	46%	46%	39%	41%	38%
Disagree	3%	3%	2%	4%	4%	3%	3%	4%	3%	3%	4%	3%
Strongly Disagree	2%	2%	1%	1%	1%	1%	1%	2%	1%	1%	2%	1%
Percent who answered question	89%	89%	90%	93%	93%	95%	94%	94%	95%	92%	92%	93%

Iowa Youth Survey • 2016 State of Iowa Results												
How much do you agree or disagree that each of the following statements is true: I am good at making friends.												
IYS Question E28	6th Grade			8th Grade			11th Grade			All Grades		
	TOTAL	Male	Female	TOTAL	Male	Female	TOTAL	Male	Female	TOTAL	Male	Female
Strongly Agree	49%	51%	47%	40%	44%	37%	33%	36%	30%	41%	43%	38%
Agree	39%	38%	41%	44%	43%	45%	48%	48%	49%	44%	43%	45%
Disagree	8%	8%	8%	11%	9%	13%	14%	12%	16%	11%	10%	12%
Strongly Disagree	4%	3%	4%	4%	4%	5%	5%	4%	6%	4%	4%	5%
Percent who answered question	89%	89%	90%	93%	93%	94%	94%	94%	95%	92%	92%	93%

Iowa Youth Survey • 2016 State of Iowa Results												
How much do you agree or disagree that each of the following statements is true: When I have problems, I am good at finding a way to fix them.												
IYS Question E29	6th Grade			8th Grade			11th Grade			All Grades		
	TOTAL	Male	Female	TOTAL	Male	Female	TOTAL	Male	Female	TOTAL	Male	Female
Strongly Agree	45%	45%	44%	39%	42%	36%	32%	36%	29%	39%	41%	36%
Agree	44%	44%	45%	47%	46%	48%	53%	52%	54%	48%	47%	49%
Disagree	8%	8%	9%	11%	9%	12%	12%	9%	15%	10%	9%	12%
Strongly Disagree	3%	3%	3%	3%	2%	3%	3%	3%	3%	3%	3%	3%
Percent who answered question	89%	89%	90%	93%	93%	94%	94%	94%	95%	92%	92%	93%

Iowa Youth Survey • 2016 State of Iowa Results												
How much do you agree or disagree that each of the following statements is true: I think things through carefully before I make a decision.												
IYS Question E30	6th Grade			8th Grade			11th Grade			All Grades		
	TOTAL	Male	Female	TOTAL	Male	Female	TOTAL	Male	Female	TOTAL	Male	Female
Strongly Agree	43%	41%	46%	34%	34%	34%	29%	29%	28%	35%	35%	36%
Agree	44%	44%	43%	47%	47%	48%	50%	50%	51%	47%	47%	47%
Disagree	10%	11%	9%	15%	16%	15%	18%	17%	18%	14%	15%	14%
Strongly Disagree	3%	4%	2%	4%	4%	3%	4%	4%	3%	3%	4%	3%
Percent who answered question	89%	88%	90%	93%	93%	94%	94%	94%	95%	92%	92%	93%

Iowa Youth Survey • 2016 State of Iowa Results												
How much do you agree or disagree that each of the following statements is true: Even if it is dangerous, I like to do exciting things.												
IYS Question E31	6th Grade			8th Grade			11th Grade			All Grades		
	TOTAL	Male	Female	TOTAL	Male	Female	TOTAL	Male	Female	TOTAL	Male	Female
Strongly Agree	20%	25%	15%	22%	27%	16%	19%	24%	14%	20%	26%	15%
Agree	25%	29%	21%	34%	37%	31%	42%	45%	39%	33%	37%	30%
Disagree	33%	29%	37%	32%	27%	38%	31%	25%	37%	32%	27%	37%
Strongly Disagree	22%	17%	28%	12%	9%	15%	8%	6%	10%	14%	11%	18%
Percent who answered question	87%	88%	88%	93%	93%	94%	94%	94%	95%	91%	91%	92%

Iowa Youth Survey • 2016 State of Iowa Results												
How much do you agree or disagree that each of the following statements is true: I believe that working hard now will make my life successful in the future.												
IYS Question E32	6th Grade			8th Grade			11th Grade			All Grades		
	TOTAL	Male	Female	TOTAL	Male	Female	TOTAL	Male	Female	TOTAL	Male	Female
Strongly Agree	79%	79%	80%	73%	72%	74%	65%	62%	67%	72%	71%	74%
Agree	17%	17%	17%	23%	24%	22%	31%	32%	30%	24%	25%	23%
Disagree	2%	2%	2%	2%	2%	2%	3%	4%	2%	2%	3%	2%
Strongly Disagree	1%	2%	1%	1%	1%	1%	1%	2%	1%	1%	2%	1%
Percent who answered question	89%	89%	90%	93%	93%	95%	94%	94%	95%	92%	92%	93%

Iowa Youth Survey • 2016 State of Iowa Results												
How much do you agree or disagree that each of the following statements is true? In my school: There are clear rules about what students can and cannot do.												
IYS Question E33	6th Grade			8th Grade			11th Grade			All Grades		
	TOTAL	Male	Female	TOTAL	Male	Female	TOTAL	Male	Female	TOTAL	Male	Female
Strongly Agree	66%	66%	65%	51%	54%	48%	35%	38%	31%	51%	53%	48%
Agree	28%	27%	29%	41%	37%	44%	51%	49%	54%	40%	38%	42%
Disagree	4%	4%	4%	7%	6%	7%	11%	10%	13%	7%	7%	8%
Strongly Disagree	2%	3%	2%	2%	2%	1%	3%	3%	2%	2%	3%	2%
Percent who answered question	88%	88%	89%	93%	93%	94%	94%	94%	95%	91%	91%	93%

Iowa Youth Survey • 2016 State of Iowa Results												
How much do you agree or disagree that each of the following statements is true? In my school: The school principal and teachers consistently enforce school rules.												
IYS Question E34	6th Grade			8th Grade			11th Grade			All Grades		
	TOTAL	Male	Female	TOTAL	Male	Female	TOTAL	Male	Female	TOTAL	Male	Female
Strongly Agree	51%	51%	51%	43%	46%	39%	26%	30%	23%	40%	42%	38%
Agree	36%	36%	36%	43%	41%	45%	47%	47%	47%	42%	41%	43%
Disagree	10%	10%	11%	12%	11%	14%	21%	18%	25%	15%	13%	16%
Strongly Disagree	3%	3%	2%	2%	3%	2%	5%	5%	5%	3%	3%	3%
Percent who answered question	85%	86%	85%	93%	92%	94%	94%	93%	95%	90%	90%	91%

Iowa Youth Survey • 2016 State of Iowa Results												
How much do you agree or disagree that each of the following statements is true? In my school: If I skipped school at least one of my parents/guardians would be notified.												
IYS Question E35	6th Grade			8th Grade			11th Grade			All Grades		
	TOTAL	Male	Female	TOTAL	Male	Female	TOTAL	Male	Female	TOTAL	Male	Female
Strongly Agree	68%	66%	69%	61%	62%	60%	49%	50%	49%	59%	59%	60%
Agree	24%	24%	23%	32%	30%	33%	42%	41%	43%	32%	32%	33%
Disagree	5%	5%	4%	5%	5%	5%	7%	6%	7%	6%	6%	5%
Strongly Disagree	4%	5%	3%	2%	3%	2%	2%	3%	2%	3%	3%	2%
Percent who answered question	86%	86%	87%	92%	92%	94%	93%	93%	94%	90%	90%	91%

Iowa Youth Survey • 2016 State of Iowa Results												
How much do you agree or disagree that each of the following statements is true? In my school: Students caught drinking, smoking, or using an illegal drug are not allowed to participate in any extracurricular activity for some time period.												
IYS Question E36	6th Grade			8th Grade			11th Grade			All Grades		
	TOTAL	Male	Female	TOTAL	Male	Female	TOTAL	Male	Female	TOTAL	Male	Female
Strongly Agree	75%	76%	74%	68%	70%	67%	49%	52%	46%	64%	66%	63%
Agree	15%	14%	15%	23%	22%	25%	37%	36%	38%	25%	24%	26%
Disagree	4%	4%	4%	5%	5%	6%	10%	8%	11%	6%	6%	7%
Strongly Disagree	6%	6%	6%	3%	3%	3%	4%	4%	4%	4%	5%	4%
Percent who answered question	85%	85%	85%	92%	92%	93%	93%	93%	94%	90%	90%	91%

Iowa Youth Survey • 2016 State of Iowa Results												
How much do you agree or disagree that each of the following statements is true? In my school: If I got in trouble at school for breaking a rule, at least one of my parents/guardians would support the school's disciplinary action.												
IYS Question E37	6th Grade			8th Grade			11th Grade			All Grades		
	TOTAL	Male	Female	TOTAL	Male	Female	TOTAL	Male	Female	TOTAL	Male	Female
Strongly Agree	56%	53%	59%	55%	53%	56%	43%	43%	43%	51%	50%	53%
Agree	32%	34%	30%	36%	36%	36%	45%	45%	46%	38%	38%	37%
Disagree	8%	9%	7%	7%	8%	6%	9%	9%	9%	8%	9%	7%
Strongly Disagree	4%	4%	4%	3%	3%	2%	3%	3%	2%	3%	3%	3%
Percent who answered question	84%	85%	85%	92%	92%	93%	93%	93%	94%	90%	90%	91%

Iowa Youth Survey • 2016 State of Iowa Results												
How much do you agree or disagree that each of the following statements is true? In my school: Students in this school respect each other's differences (for example, gender, race, culture, learning differences, sexual orientation, etc.).												
IYS Question E38	6th Grade			8th Grade			11th Grade			All Grades		
	TOTAL	Male	Female	TOTAL	Male	Female	TOTAL	Male	Female	TOTAL	Male	Female
Strongly Agree	51%	54%	49%	36%	40%	31%	24%	28%	20%	37%	41%	34%
Agree	33%	32%	34%	38%	38%	38%	42%	43%	40%	37%	38%	37%
Disagree	11%	10%	12%	18%	15%	22%	23%	20%	27%	17%	15%	20%
Strongly Disagree	5%	5%	5%	8%	7%	9%	11%	9%	13%	8%	7%	9%
Percent who answered question	86%	86%	86%	92%	92%	94%	93%	93%	94%	90%	90%	91%

Iowa Youth Survey • 2016 State of Iowa Results												
How much do you agree or disagree that each of the following statements is true? In my school: Students in this school respect differences in adults (for example, gender, race, culture, learning differences, sexual orientation, etc.).												
IYS Question E39	6th Grade			8th Grade			11th Grade			All Grades		
	TOTAL	Male	Female	TOTAL	Male	Female	TOTAL	Male	Female	TOTAL	Male	Female
Strongly Agree	57%	59%	55%	40%	45%	36%	26%	30%	21%	41%	45%	38%
Agree	32%	31%	32%	40%	39%	41%	45%	46%	45%	39%	38%	39%
Disagree	8%	7%	9%	14%	11%	17%	20%	17%	24%	14%	12%	16%
Strongly Disagree	4%	3%	4%	6%	5%	7%	9%	7%	10%	6%	5%	7%
Percent who answered question	85%	85%	86%	92%	92%	93%	93%	93%	94%	90%	90%	91%

Iowa Youth Survey • 2016 State of Iowa Results												
When a student is being bullied at school, how often do the teachers or other adults at school try to put a stop to it?												
IYS Question E40	6th Grade			8th Grade			11th Grade			All Grades		
	TOTAL	Male	Female	TOTAL	Male	Female	TOTAL	Male	Female	TOTAL	Male	Female
Almost never	8%	9%	7%	11%	12%	11%	14%	13%	14%	11%	11%	10%
Once in a while	11%	11%	11%	18%	16%	19%	21%	18%	25%	17%	15%	18%
Sometimes	15%	14%	16%	20%	18%	22%	23%	21%	26%	19%	17%	21%
Often	20%	21%	20%	23%	24%	23%	23%	25%	21%	22%	23%	21%
Almost always	46%	46%	47%	28%	30%	26%	18%	23%	14%	31%	33%	29%
Percent who answered question	88%	88%	89%	93%	92%	94%	93%	93%	94%	91%	91%	93%

Iowa Youth Survey • 2016 State of Iowa Results												
How wrong would most of the students in your school (not just your best friends) feel it would be for you to: Start a physical fight with someone?												
IYS Question E41	6th Grade			8th Grade			11th Grade			All Grades		
	TOTAL	Male	Female	TOTAL	Male	Female	TOTAL	Male	Female	TOTAL	Male	Female
Very Wrong	57%	49%	65%	35%	28%	43%	27%	21%	34%	40%	33%	47%
Wrong	24%	27%	21%	28%	28%	29%	27%	25%	29%	27%	27%	26%
A Little Wrong	11%	13%	8%	21%	25%	17%	25%	28%	22%	19%	22%	15%
Not Wrong at All	3%	4%	2%	8%	10%	7%	12%	16%	8%	8%	10%	6%
Don't Know	6%	7%	4%	7%	8%	5%	8%	10%	6%	7%	8%	5%
Percent who answered question	88%	88%	89%	93%	92%	94%	94%	93%	95%	91%	91%	93%

Iowa Youth Survey • 2016 State of Iowa Results												
How wrong would most of the students in your school (not just your best friends) feel it would be for you to: Carry a gun, knife, club, or other weapon <u>to school or a school event</u> ?												
IYS Question E42	6th Grade			8th Grade			11th Grade			All Grades		
	TOTAL	Male	Female	TOTAL	Male	Female	TOTAL	Male	Female	TOTAL	Male	Female
Very Wrong	87%	85%	90%	77%	74%	81%	70%	64%	76%	78%	75%	82%
Wrong	7%	8%	6%	13%	15%	12%	16%	17%	14%	12%	13%	10%
A Little Wrong	2%	2%	1%	4%	4%	3%	6%	8%	5%	4%	5%	3%
Not Wrong at All	1%	1%	1%	2%	2%	1%	3%	5%	2%	2%	3%	1%
Don't Know	3%	4%	3%	4%	5%	3%	5%	6%	4%	4%	5%	3%
Percent who answered question	88%	87%	89%	93%	92%	94%	94%	93%	95%	91%	91%	93%

Iowa Youth Survey • 2016 State of Iowa Results												
How much do you agree or disagree that each of the following statements is true: My teachers care about me.												
IYS Question E43	6th Grade			8th Grade			11th Grade			All Grades		
	TOTAL	Male	Female	TOTAL	Male	Female	TOTAL	Male	Female	TOTAL	Male	Female
Strongly Agree	56%	54%	58%	36%	38%	34%	23%	27%	20%	39%	40%	38%
Agree	37%	38%	36%	51%	49%	53%	60%	56%	63%	49%	48%	51%
Disagree	4%	5%	4%	9%	8%	10%	13%	12%	13%	9%	8%	9%
Strongly Disagree	2%	3%	2%	4%	4%	3%	4%	5%	4%	3%	4%	3%
Percent who answered question	87%	87%	89%	92%	92%	94%	93%	93%	94%	91%	90%	92%

Iowa Youth Survey • 2016 State of Iowa Results												
How much do you agree or disagree that each of the following statements is true: My teachers are available to talk with students one-on-one.												
IYS Question E44	6th Grade			8th Grade			11th Grade			All Grades		
	TOTAL	Male	Female	TOTAL	Male	Female	TOTAL	Male	Female	TOTAL	Male	Female
Strongly Agree	59%	60%	59%	42%	44%	40%	29%	32%	25%	44%	46%	41%
Agree	34%	34%	34%	46%	45%	48%	56%	54%	58%	45%	44%	46%
Disagree	5%	4%	6%	9%	7%	10%	12%	10%	14%	9%	7%	10%
Strongly Disagree	2%	2%	1%	3%	3%	2%	3%	3%	3%	3%	3%	2%
Percent who answered question	87%	86%	88%	92%	92%	94%	93%	93%	94%	90%	90%	92%

Iowa Youth Survey • 2016 State of Iowa Results												
How much do you agree or disagree that each of the following statements is true: My teachers notice when I am doing a good job and let me know about it.												
IYS Question E45	6th Grade			8th Grade			11th Grade			All Grades		
	TOTAL	Male	Female	TOTAL	Male	Female	TOTAL	Male	Female	TOTAL	Male	Female
Strongly Agree	49%	50%	49%	35%	38%	31%	22%	26%	18%	36%	38%	33%
Agree	39%	39%	40%	45%	43%	46%	49%	49%	48%	44%	43%	45%
Disagree	9%	9%	10%	17%	14%	19%	24%	20%	28%	16%	14%	19%
Strongly Disagree	2%	3%	2%	4%	5%	4%	5%	5%	5%	4%	4%	4%
Percent who answered question	87%	86%	88%	92%	92%	94%	93%	92%	94%	90%	90%	92%

Iowa Youth Survey • 2016 State of Iowa Results												
How much do you agree or disagree that each of the following statements is true: Adults in this school respect differences in students (for example, gender, race, culture, learning differences, sexual orientation, etc.).												
IYS Question E46	6th Grade			8th Grade			11th Grade			All Grades		
	TOTAL	Male	Female	TOTAL	Male	Female	TOTAL	Male	Female	TOTAL	Male	Female
Strongly Agree	73%	72%	75%	54%	55%	53%	34%	38%	31%	54%	55%	53%
Agree	22%	23%	21%	37%	36%	38%	52%	50%	55%	37%	36%	38%
Disagree	3%	3%	3%	6%	6%	7%	10%	8%	12%	6%	5%	7%
Strongly Disagree	2%	2%	2%	3%	3%	2%	4%	4%	3%	3%	3%	2%
Percent who answered question	86%	85%	87%	92%	91%	94%	93%	93%	94%	90%	90%	91%

Iowa Youth Survey • 2016 State of Iowa Results												
How much do you agree or disagree that each of the following statements is true: Adults in this school respect each other's differences (for example, gender, race, culture, learning differences, sexual orientation, etc.).												
IYS Question E47	6th Grade			8th Grade			11th Grade			All Grades		
	TOTAL	Male	Female	TOTAL	Male	Female	TOTAL	Male	Female	TOTAL	Male	Female
Strongly Agree	74%	73%	76%	56%	57%	55%	35%	39%	32%	55%	56%	54%
Agree	22%	23%	21%	38%	37%	39%	54%	52%	57%	38%	37%	39%
Disagree	2%	2%	2%	4%	4%	4%	7%	6%	9%	4%	4%	5%
Strongly Disagree	2%	2%	1%	2%	3%	2%	3%	3%	2%	2%	3%	2%
Percent who answered question	86%	85%	87%	92%	91%	94%	93%	92%	94%	90%	89%	91%

Iowa Youth Survey • 2016 State of Iowa Results												
How much do you agree or disagree that each of the following statements is true: Adults who work in my school treat students with respect.												
IYS Question E48	6th Grade			8th Grade			11th Grade			All Grades		
	TOTAL	Male	Female	TOTAL	Male	Female	TOTAL	Male	Female	TOTAL	Male	Female
Strongly Agree	64%	63%	65%	44%	46%	42%	27%	31%	23%	45%	47%	44%
Agree	30%	30%	29%	43%	42%	45%	54%	53%	56%	42%	41%	43%
Disagree	4%	5%	4%	10%	9%	11%	14%	12%	17%	9%	8%	11%
Strongly Disagree	2%	2%	1%	3%	4%	3%	4%	4%	4%	3%	3%	3%
Percent who answered question	86%	86%	88%	92%	92%	94%	93%	93%	94%	90%	90%	92%

Iowa Youth Survey • 2016 State of Iowa Results												
How much do you agree or disagree that each of the following statements is true: Students in my school treat each other with respect.												
IYS Question E49	6th Grade			8th Grade			11th Grade			All Grades		
	TOTAL	Male	Female	TOTAL	Male	Female	TOTAL	Male	Female	TOTAL	Male	Female
Strongly Agree	39%	40%	38%	26%	29%	22%	16%	20%	12%	27%	30%	24%
Agree	41%	42%	41%	43%	43%	42%	45%	47%	43%	43%	44%	42%
Disagree	15%	14%	17%	24%	20%	27%	29%	24%	34%	23%	20%	26%
Strongly Disagree	4%	4%	5%	8%	7%	9%	10%	9%	11%	8%	7%	8%
Percent who answered question	86%	85%	87%	92%	91%	93%	92%	92%	94%	90%	89%	91%

Iowa Youth Survey • 2016 State of Iowa Results												
How much do you agree or disagree that each of the following statements is true: I feel safe at school.												
IYS Question E50	6th Grade			8th Grade			11th Grade			All Grades		
	TOTAL	Male	Female	TOTAL	Male	Female	TOTAL	Male	Female	TOTAL	Male	Female
Strongly Agree	58%	58%	58%	43%	46%	40%	31%	35%	27%	44%	47%	42%
Agree	33%	33%	33%	44%	43%	46%	56%	52%	59%	44%	43%	46%
Disagree	6%	6%	7%	9%	7%	10%	10%	8%	11%	8%	7%	9%
Strongly Disagree	3%	3%	2%	4%	3%	4%	4%	4%	3%	3%	4%	3%
Percent who answered question	86%	86%	88%	92%	91%	94%	93%	92%	94%	90%	90%	92%

Iowa Youth Survey • 2016 State of Iowa Results												
How much do you agree or disagree that each of the following statements is true: I care about my school.												
IYS Question E51	6th Grade			8th Grade			11th Grade			All Grades		
	TOTAL	Male	Female	TOTAL	Male	Female	TOTAL	Male	Female	TOTAL	Male	Female
Strongly Agree	63%	59%	66%	43%	43%	43%	30%	32%	28%	45%	45%	46%
Agree	30%	32%	29%	42%	41%	43%	49%	46%	52%	41%	40%	41%
Disagree	4%	5%	3%	10%	10%	10%	14%	14%	14%	9%	10%	9%
Strongly Disagree	3%	4%	2%	5%	6%	4%	7%	8%	5%	5%	6%	4%
Percent who answered question	86%	85%	87%	92%	91%	93%	93%	92%	94%	90%	89%	91%

Iowa Youth Survey • 2016 State of Iowa Results												
How much do you agree or disagree that each of the following statements is true: I try to do my best in school.												
IYS Question E52	6th Grade			8th Grade			11th Grade			All Grades		
	TOTAL	Male	Female	TOTAL	Male	Female	TOTAL	Male	Female	TOTAL	Male	Female
Strongly Agree	76%	73%	79%	61%	58%	64%	45%	41%	49%	61%	57%	64%
Agree	21%	24%	19%	34%	36%	32%	46%	47%	45%	34%	35%	32%
Disagree	1%	2%	1%	4%	4%	3%	7%	9%	4%	4%	5%	3%
Strongly Disagree	1%	1%	1%	2%	2%	1%	2%	3%	1%	2%	2%	1%
Percent who answered question	86%	86%	88%	92%	91%	94%	93%	92%	94%	90%	90%	92%

Iowa Youth Survey • 2016 State of Iowa Results												
How much do you agree or disagree that each of the following statements is true: I plan to finish high school.												
IYS Question E53	6th Grade			8th Grade			11th Grade			All Grades		
	TOTAL	Male	Female	TOTAL	Male	Female	TOTAL	Male	Female	TOTAL	Male	Female
Strongly Agree	83%	81%	86%	76%	74%	79%	70%	67%	73%	77%	74%	79%
Agree	15%	17%	13%	22%	23%	20%	28%	29%	26%	21%	23%	19%
Disagree	1%	1%	1%	1%	1%	1%	1%	2%	1%	1%	1%	1%
Strongly Disagree	1%	1%	1%	1%	1%	1%	1%	2%	1%	1%	1%	1%
Percent who answered question	86%	85%	88%	92%	91%	93%	93%	92%	94%	90%	89%	91%

Iowa Youth Survey • 2016 State of Iowa Results												
How much do you agree or disagree that each of the following statements is true: My school lets a parent/guardian know if I'm doing a good job.												
IYS Question E54	6th Grade			8th Grade			11th Grade			All Grades		
	TOTAL	Male	Female	TOTAL	Male	Female	TOTAL	Male	Female	TOTAL	Male	Female
Strongly Agree	51%	52%	50%	35%	38%	31%	22%	26%	19%	36%	38%	34%
Agree	34%	34%	35%	38%	36%	39%	37%	38%	36%	36%	36%	37%
Disagree	11%	10%	12%	21%	18%	23%	30%	26%	35%	20%	18%	23%
Strongly Disagree	4%	4%	3%	7%	8%	7%	11%	11%	11%	7%	8%	7%
Percent who answered question	86%	85%	87%	92%	91%	93%	93%	92%	94%	90%	89%	91%

Iowa Youth Survey • 2016 State of Iowa Results												
How much do you agree or disagree that each of the following statements is true: My school lets a parent/guardian know if I've done something wrong.												
IYS Question E55	6th Grade			8th Grade			11th Grade			All Grades		
	TOTAL	Male	Female	TOTAL	Male	Female	TOTAL	Male	Female	TOTAL	Male	Female
Strongly Agree	65%	64%	66%	54%	55%	52%	40%	42%	37%	53%	54%	52%
Agree	31%	32%	31%	41%	39%	43%	52%	50%	55%	41%	40%	43%
Disagree	3%	3%	2%	4%	4%	4%	6%	6%	7%	4%	4%	4%
Strongly Disagree	1%	2%	1%	2%	2%	1%	2%	3%	2%	2%	2%	1%
Percent who answered question	86%	85%	87%	92%	91%	93%	93%	92%	94%	90%	89%	91%

Iowa Youth Survey • 2016 State of Iowa Results												
How much do you agree or disagree that each of the following statements is true: There is at least one adult at school that I could go to for help with a problem.												
IYS Question E56	6th Grade			8th Grade			11th Grade			All Grades		
	TOTAL	Male	Female	TOTAL	Male	Female	TOTAL	Male	Female	TOTAL	Male	Female
Strongly Agree	70%	69%	72%	55%	56%	55%	43%	43%	42%	56%	56%	56%
Agree	23%	24%	22%	33%	34%	32%	44%	44%	43%	33%	34%	32%
Disagree	4%	4%	4%	7%	6%	8%	9%	8%	10%	7%	6%	7%
Strongly Disagree	3%	3%	2%	4%	4%	4%	5%	5%	5%	4%	4%	4%
Percent who answered question	86%	85%	87%	92%	91%	94%	93%	92%	94%	90%	90%	91%

Iowa Youth Survey • 2016 State of Iowa Results												
How much do you agree or disagree that each of the following statements is true: I do the homework that is assigned.												
IYS Question E57	6th Grade			8th Grade			11th Grade			All Grades		
	TOTAL	Male	Female	TOTAL	Male	Female	TOTAL	Male	Female	TOTAL	Male	Female
Strongly Agree	70%	66%	73%	56%	52%	60%	37%	34%	40%	54%	51%	58%
Agree	27%	30%	24%	38%	40%	35%	51%	51%	50%	38%	40%	36%
Disagree	2%	3%	2%	5%	5%	4%	10%	11%	8%	5%	6%	4%
Strongly Disagree	1%	1%	1%	2%	2%	1%	3%	4%	2%	2%	2%	1%
Percent who answered question	86%	85%	87%	92%	91%	93%	93%	92%	94%	90%	89%	91%

Iowa Youth Survey • 2016 State of Iowa Results												
How much do you agree or disagree that each of the following statements is true: Students have friends at school they can turn to if they have questions about homework.												
IYS Question E58	6th Grade			8th Grade			11th Grade			All Grades		
	TOTAL	Male	Female	TOTAL	Male	Female	TOTAL	Male	Female	TOTAL	Male	Female
Strongly Agree	66%	65%	68%	57%	57%	58%	42%	42%	41%	55%	55%	56%
Agree	29%	30%	28%	38%	38%	38%	52%	51%	52%	39%	40%	39%
Disagree	3%	3%	3%	3%	3%	3%	4%	4%	5%	4%	3%	4%
Strongly Disagree	2%	2%	1%	2%	2%	1%	2%	3%	1%	2%	2%	1%
Percent who answered question	85%	85%	87%	92%	91%	93%	92%	92%	93%	90%	89%	91%

Iowa Youth Survey • 2016 State of Iowa Results												
How much do you agree or disagree that each of the following statements is true: Students have friends at school they can trust and talk to if they have problems.												
IYS Question E59	6th Grade			8th Grade			11th Grade			All Grades		
	TOTAL	Male	Female	TOTAL	Male	Female	TOTAL	Male	Female	TOTAL	Male	Female
Strongly Agree	66%	64%	68%	55%	54%	57%	41%	41%	41%	54%	53%	55%
Agree	29%	30%	27%	38%	39%	37%	51%	51%	51%	39%	40%	38%
Disagree	4%	4%	4%	5%	5%	5%	6%	5%	6%	5%	5%	5%
Strongly Disagree	2%	2%	1%	2%	2%	2%	3%	3%	2%	2%	2%	2%
Percent who answered question	85%	85%	87%	92%	91%	93%	93%	92%	94%	90%	89%	91%

Iowa Youth Survey • 2016 State of Iowa Results												
How much do you agree or disagree that each of the following statements is true: Students generally work well with each other even if they're not in the same group of friends.												
IYS Question E60	6th Grade			8th Grade			11th Grade			All Grades		
	TOTAL	Male	Female	TOTAL	Male	Female	TOTAL	Male	Female	TOTAL	Male	Female
Strongly Agree	47%	48%	45%	35%	39%	32%	26%	29%	24%	36%	39%	34%
Agree	39%	39%	40%	44%	43%	45%	53%	52%	55%	46%	45%	46%
Disagree	11%	10%	12%	15%	14%	17%	16%	14%	17%	14%	13%	16%
Strongly Disagree	3%	3%	3%	5%	4%	5%	5%	5%	4%	4%	4%	4%
Percent who answered question	85%	85%	87%	92%	91%	93%	93%	92%	94%	90%	89%	91%

Iowa Youth Survey • 2016 State of Iowa Results												
How much do you agree or disagree that each of the following statements is true: Students have friends at school to eat lunch with.												
IYS Question E61	6th Grade			8th Grade			11th Grade			All Grades		
	TOTAL	Male	Female	TOTAL	Male	Female	TOTAL	Male	Female	TOTAL	Male	Female
Strongly Agree	66%	68%	64%	53%	57%	49%	35%	39%	31%	52%	55%	49%
Agree	29%	27%	30%	41%	38%	43%	56%	53%	58%	42%	39%	44%
Disagree	4%	3%	4%	4%	3%	6%	7%	5%	9%	5%	4%	6%
Strongly Disagree	1%	2%	1%	2%	2%	1%	2%	3%	2%	2%	2%	2%
Percent who answered question	85%	85%	87%	92%	91%	93%	92%	92%	94%	89%	89%	91%

Iowa Youth Survey • 2016 State of Iowa Results												
How much do you agree or disagree that each of the following statements is true: Students try to make new students feel welcome in the school.												
IYS Question E62	6th Grade			8th Grade			11th Grade			All Grades		
	TOTAL	Male	Female	TOTAL	Male	Female	TOTAL	Male	Female	TOTAL	Male	Female
Strongly Agree	58%	58%	58%	44%	46%	43%	29%	31%	27%	44%	45%	43%
Agree	35%	35%	35%	45%	44%	45%	54%	53%	55%	45%	44%	45%
Disagree	5%	5%	5%	9%	7%	10%	13%	11%	14%	9%	8%	10%
Strongly Disagree	2%	2%	2%	3%	3%	2%	4%	4%	4%	3%	3%	3%
Percent who answered question	85%	85%	87%	92%	91%	93%	92%	92%	94%	90%	89%	91%

Iowa Youth Survey • 2016 State of Iowa Results												
How much do you agree or disagree that each of the following statements is true: My school has up-to-date computers and other electronic equipment available to students.												
IYS Question E63	6th Grade			8th Grade			11th Grade			All Grades		
	TOTAL	Male	Female	TOTAL	Male	Female	TOTAL	Male	Female	TOTAL	Male	Female
Strongly Agree	66%	64%	68%	55%	53%	57%	40%	40%	40%	54%	52%	55%
Agree	28%	29%	27%	36%	36%	36%	47%	45%	48%	37%	37%	37%
Disagree	4%	5%	3%	6%	7%	5%	9%	9%	8%	6%	7%	5%
Strongly Disagree	2%	3%	1%	3%	4%	2%	5%	6%	4%	3%	4%	2%
Percent who answered question	85%	85%	86%	92%	91%	93%	93%	92%	94%	90%	89%	91%

Iowa Youth Survey • 2016 State of Iowa Results												
How much do you agree or disagree that each of the following statements is true: We have space and facilities for extra-curricular activities at my school.												
IYS Question E64	6th Grade			8th Grade			11th Grade			All Grades		
	TOTAL	Male	Female	TOTAL	Male	Female	TOTAL	Male	Female	TOTAL	Male	Female
Strongly Agree	64%	63%	65%	57%	57%	57%	42%	44%	40%	54%	55%	54%
Agree	30%	30%	30%	37%	37%	37%	48%	46%	50%	38%	38%	39%
Disagree	4%	5%	4%	4%	4%	4%	7%	6%	8%	5%	5%	5%
Strongly Disagree	2%	2%	1%	2%	2%	1%	3%	4%	3%	2%	3%	2%
Percent who answered question	84%	83%	85%	92%	91%	93%	93%	92%	94%	89%	89%	90%

Iowa Youth Survey • 2016 State of Iowa Results												
How much do you agree or disagree that each of the following statements is true: My school building is kept in good condition (clean, nicely decorated, well designed, etc.).												
IYS Question E65	6th Grade			8th Grade			11th Grade			All Grades		
	TOTAL	Male	Female	TOTAL	Male	Female	TOTAL	Male	Female	TOTAL	Male	Female
Strongly Agree	65%	64%	67%	51%	51%	50%	35%	38%	33%	51%	51%	50%
Agree	29%	30%	28%	39%	38%	40%	48%	47%	50%	39%	38%	39%
Disagree	4%	4%	4%	7%	7%	8%	12%	10%	13%	8%	7%	8%
Strongly Disagree	2%	2%	2%	3%	4%	3%	5%	5%	4%	3%	4%	3%
Percent who answered question	85%	85%	87%	92%	91%	93%	93%	92%	94%	90%	89%	91%

Section F. Family Questions

Iowa Youth Survey • 2016 State of Iowa Results												
How much do you agree or disagree that each of the following statements is true: In my home there are clear rules about what I can and cannot do.												
IYS Question F1	6th Grade			8th Grade			11th Grade			All Grades		
	TOTAL	Male	Female	TOTAL	Male	Female	TOTAL	Male	Female	TOTAL	Male	Female
Strongly Agree	67%	66%	68%	61%	61%	61%	49%	49%	49%	59%	59%	60%
Agree	28%	29%	28%	33%	33%	33%	42%	42%	42%	34%	35%	34%
Disagree	4%	3%	4%	4%	4%	4%	7%	6%	7%	5%	5%	5%
Strongly Disagree	1%	2%	1%	1%	1%	1%	2%	2%	1%	1%	2%	1%
Percent who answered question	86%	86%	88%	92%	91%	94%	93%	92%	94%	90%	90%	92%

Iowa Youth Survey • 2016 State of Iowa Results												
How much do you agree or disagree that each of the following statements is true: I have a happy home.												
IYS Question F2	6th Grade			8th Grade			11th Grade			All Grades		
	TOTAL	Male	Female	TOTAL	Male	Female	TOTAL	Male	Female	TOTAL	Male	Female
Strongly Agree	68%	68%	68%	60%	63%	57%	49%	51%	47%	59%	61%	57%
Agree	25%	25%	25%	31%	31%	32%	40%	39%	40%	32%	32%	32%
Disagree	5%	4%	5%	7%	5%	9%	9%	7%	10%	7%	6%	8%
Strongly Disagree	2%	2%	2%	2%	2%	2%	3%	3%	3%	2%	2%	2%
Percent who answered question	86%	86%	87%	92%	91%	93%	93%	92%	94%	90%	90%	91%

Iowa Youth Survey • 2016 State of Iowa Results												
How much do you agree or disagree that each of the following statements is true: There are people living in my home who have a serious alcohol or drug problem.												
IYS Question F3	6th Grade			8th Grade			11th Grade			All Grades		
	TOTAL	Male	Female	TOTAL	Male	Female	TOTAL	Male	Female	TOTAL	Male	Female
Strongly Agree	7%	8%	6%	7%	9%	5%	7%	9%	6%	7%	9%	6%
Agree	6%	6%	5%	6%	7%	6%	9%	10%	8%	7%	8%	6%
Disagree	17%	18%	16%	19%	20%	19%	22%	22%	23%	19%	20%	19%
Strongly Disagree	71%	68%	73%	67%	64%	70%	62%	60%	64%	66%	64%	69%
Percent who answered question	84%	84%	86%	91%	91%	93%	92%	92%	93%	89%	89%	91%

Iowa Youth Survey • 2016 State of Iowa Results												
How much do you agree or disagree that each of the following statements is true: I feel very close to at least one of my parents/guardians.												
IYS Question F4	6th Grade			8th Grade			11th Grade			All Grades		
	TOTAL	Male	Female	TOTAL	Male	Female	TOTAL	Male	Female	TOTAL	Male	Female
Strongly Agree	80%	80%	79%	68%	71%	64%	53%	55%	52%	67%	69%	65%
Agree	16%	16%	16%	24%	23%	25%	34%	34%	34%	24%	24%	25%
Disagree	3%	2%	4%	6%	4%	8%	9%	8%	11%	6%	5%	7%
Strongly Disagree	2%	2%	2%	2%	2%	3%	4%	3%	4%	3%	2%	3%
Percent who answered question	85%	85%	87%	92%	91%	93%	93%	92%	94%	90%	89%	91%

Iowa Youth Survey • 2016 State of Iowa Results												
How much do you agree or disagree that each of the following statements is true: I can talk about the things that bother me or I don't understand with someone in my home.												
IYS Question F5	6th Grade			8th Grade			11th Grade			All Grades		
	TOTAL	Male	Female	TOTAL	Male	Female	TOTAL	Male	Female	TOTAL	Male	Female
Strongly Agree	65%	66%	65%	55%	57%	53%	43%	43%	43%	55%	55%	54%
Agree	23%	24%	23%	30%	30%	29%	37%	38%	36%	30%	30%	29%
Disagree	7%	6%	8%	11%	9%	13%	14%	13%	14%	10%	9%	12%
Strongly Disagree	4%	4%	4%	5%	4%	5%	6%	6%	7%	5%	5%	5%
Percent who answered question	85%	84%	86%	92%	91%	93%	93%	92%	94%	89%	89%	91%

Iowa Youth Survey • 2016 State of Iowa Results												
How much do you agree or disagree that each of the following statements is true: I can get help and support when I need it from someone in my home.												
IYS Question F6	6th Grade			8th Grade			11th Grade			All Grades		
	TOTAL	Male	Female	TOTAL	Male	Female	TOTAL	Male	Female	TOTAL	Male	Female
Strongly Agree	75%	76%	75%	64%	66%	61%	50%	51%	50%	63%	65%	62%
Agree	19%	19%	19%	27%	27%	28%	37%	38%	37%	28%	28%	28%
Disagree	3%	3%	3%	6%	4%	7%	8%	7%	9%	6%	5%	7%
Strongly Disagree	2%	2%	2%	3%	2%	4%	4%	4%	5%	3%	3%	4%
Percent who answered question	85%	85%	87%	91%	91%	93%	92%	92%	94%	89%	89%	91%

Iowa Youth Survey • 2016 State of Iowa Results												
How often do the following occur: A parent/guardian knows where I am and who I am with, especially in the evening and on weekends?												
IYS Question F7	6th Grade			8th Grade			11th Grade			All Grades		
	TOTAL	Male	Female	TOTAL	Male	Female	TOTAL	Male	Female	TOTAL	Male	Female
Never	8%	9%	6%	7%	8%	5%	6%	8%	4%	7%	8%	5%
Sometimes	6%	8%	4%	8%	9%	7%	15%	17%	14%	10%	11%	8%
Often	15%	19%	11%	21%	26%	16%	30%	34%	27%	22%	26%	18%
Always	71%	64%	78%	65%	57%	72%	48%	41%	55%	61%	54%	69%
Percent who answered question	84%	83%	86%	91%	90%	93%	92%	91%	93%	89%	88%	90%

Iowa Youth Survey • 2016 State of Iowa Results												
How often do the following occur: A parent/guardian checks to make sure I have done the things I am supposed to do (school, homework, household chores, get home on time, etc.)?												
IYS Question F8	6th Grade			8th Grade			11th Grade			All Grades		
	TOTAL	Male	Female	TOTAL	Male	Female	TOTAL	Male	Female	TOTAL	Male	Female
Never	8%	10%	7%	9%	10%	8%	11%	12%	10%	9%	10%	8%
Sometimes	10%	11%	10%	15%	15%	15%	25%	26%	24%	17%	17%	16%
Often	21%	22%	19%	26%	28%	24%	31%	33%	30%	26%	27%	24%
Always	61%	57%	64%	50%	47%	53%	33%	30%	36%	48%	45%	51%
Percent who answered question	84%	83%	86%	91%	90%	93%	92%	91%	93%	89%	88%	90%

Iowa Youth Survey • 2016 State of Iowa Results												
How often do the following occur: A parent/guardian generally finds out if I have done something wrong, and then punishes me?												
IYS Question F9	6th Grade			8th Grade			11th Grade			All Grades		
	TOTAL	Male	Female	TOTAL	Male	Female	TOTAL	Male	Female	TOTAL	Male	Female
Never	10%	11%	9%	9%	10%	8%	11%	12%	10%	10%	11%	9%
Sometimes	19%	20%	18%	19%	20%	19%	28%	29%	27%	22%	23%	21%
Often	26%	28%	24%	29%	30%	27%	30%	32%	29%	28%	30%	27%
Always	45%	41%	48%	43%	40%	46%	31%	28%	34%	40%	37%	43%
Percent who answered question	83%	82%	84%	91%	90%	92%	92%	91%	93%	88%	88%	90%

Iowa Youth Survey • 2016 State of Iowa Results												
How often do the following occur: When I am doing a good job, someone in my home lets me know about it?												
IYS Question F10	6th Grade			8th Grade			11th Grade			All Grades		
	TOTAL	Male	Female	TOTAL	Male	Female	TOTAL	Male	Female	TOTAL	Male	Female
Never	13%	14%	11%	14%	15%	13%	15%	15%	14%	14%	15%	13%
Sometimes	19%	20%	18%	24%	24%	24%	30%	30%	31%	25%	25%	25%
Often	23%	24%	22%	25%	26%	24%	28%	30%	27%	25%	26%	24%
Always	45%	42%	49%	37%	35%	39%	26%	25%	28%	36%	34%	39%
Percent who answered question	83%	83%	85%	91%	90%	92%	91%	91%	93%	88%	88%	90%

Iowa Youth Survey • 2016 State of Iowa Results												
How often do the following occur: Someone in my home helps me with my homework?												
IYS Question F11	6th Grade			8th Grade			11th Grade			All Grades		
	TOTAL	Male	Female	TOTAL	Male	Female	TOTAL	Male	Female	TOTAL	Male	Female
Never	14%	16%	12%	20%	22%	19%	35%	36%	34%	23%	24%	21%
Sometimes	24%	25%	23%	28%	28%	28%	34%	32%	35%	28%	29%	28%
Often	20%	21%	20%	21%	21%	20%	16%	17%	15%	19%	20%	18%
Always	42%	38%	45%	31%	29%	33%	15%	14%	16%	29%	27%	32%
Percent who answered question	83%	82%	84%	90%	89%	92%	91%	91%	92%	88%	87%	89%

Iowa Youth Survey • 2016 State of Iowa Results												
How often do the following occur: At least one of my parents/guardians goes to school activities that I am involved in?												
IYS Question F12	6th Grade			8th Grade			11th Grade			All Grades		
	TOTAL	Male	Female	TOTAL	Male	Female	TOTAL	Male	Female	TOTAL	Male	Female
Never	22%	26%	19%	18%	21%	15%	20%	21%	18%	20%	23%	17%
Sometimes	19%	20%	18%	15%	15%	15%	18%	18%	18%	17%	18%	17%
Often	17%	17%	16%	20%	20%	20%	22%	22%	21%	19%	20%	19%
Always	42%	37%	47%	47%	44%	50%	40%	38%	42%	43%	40%	47%
Percent who answered question	82%	82%	84%	90%	89%	92%	91%	91%	93%	88%	87%	89%

Iowa Youth Survey • 2016 State of Iowa Results												
How wrong would your parents/guardians feel it would be for you to: Drink beer, wine or hard liquor (for example vodka, whiskey, gin) without their permission?												
IYS Question F13	6th Grade			8th Grade			11th Grade			All Grades		
	TOTAL	Male	Female	TOTAL	Male	Female	TOTAL	Male	Female	TOTAL	Male	Female
Very Wrong	91%	89%	93%	84%	83%	86%	60%	59%	61%	79%	77%	80%
Wrong	5%	6%	5%	10%	10%	10%	21%	21%	21%	12%	12%	12%
A Little Wrong	2%	2%	1%	4%	4%	3%	14%	14%	13%	6%	6%	6%
Not Wrong at All	1%	1%	0%	1%	1%	1%	3%	4%	3%	2%	2%	1%
Don't Know	1%	2%	1%	1%	2%	1%	2%	3%	2%	2%	2%	1%
Percent who answered question	84%	83%	85%	91%	90%	93%	92%	91%	93%	89%	88%	90%

Iowa Youth Survey • 2016 State of Iowa Results												
How wrong would your parents/guardians feel it would be for you to: Smoke cigarettes?												
IYS Question F14	6th Grade			8th Grade			11th Grade			All Grades		
	TOTAL	Male	Female	TOTAL	Male	Female	TOTAL	Male	Female	TOTAL	Male	Female
Very Wrong	93%	92%	94%	92%	91%	93%	82%	80%	83%	89%	88%	90%
Wrong	4%	5%	4%	6%	6%	5%	12%	12%	11%	7%	8%	7%
A Little Wrong	1%	1%	1%	1%	1%	1%	3%	3%	3%	2%	2%	2%
Not Wrong at All	1%	1%	0%	1%	1%	0%	1%	2%	1%	1%	1%	1%
Don't Know	1%	1%	1%	1%	1%	1%	2%	2%	1%	1%	2%	1%
Percent who answered question	84%	83%	85%	91%	90%	93%	92%	91%	93%	89%	88%	90%

Iowa Youth Survey • 2016 State of Iowa Results												
How wrong would your parents/guardians feel it would be for you to: Smoke marijuana?												
IYS Question F15	6th Grade			8th Grade			11th Grade			All Grades		
	TOTAL	Male	Female	TOTAL	Male	Female	TOTAL	Male	Female	TOTAL	Male	Female
Very Wrong	95%	94%	96%	91%	90%	92%	77%	76%	79%	88%	87%	89%
Wrong	2%	3%	2%	5%	6%	4%	12%	12%	11%	6%	7%	6%
A Little Wrong	1%	1%	0%	2%	2%	2%	6%	6%	6%	3%	3%	3%
Not Wrong at All	1%	1%	0%	1%	1%	1%	3%	3%	2%	1%	2%	1%
Don't Know	1%	1%	1%	1%	2%	1%	2%	3%	2%	1%	2%	1%
Percent who answered question	83%	82%	84%	90%	90%	92%	91%	91%	92%	88%	87%	89%

Iowa Youth Survey • 2016 State of Iowa Results												
How wrong would your parents/guardians feel it would be for you to: Use <u>any</u> illegal drug <u>other than</u> alcohol, cigarettes, or marijuana?												
IYS Question F16	6th Grade			8th Grade			11th Grade			All Grades		
	TOTAL	Male	Female	TOTAL	Male	Female	TOTAL	Male	Female	TOTAL	Male	Female
Very Wrong	96%	95%	97%	94%	93%	95%	88%	86%	90%	93%	91%	94%
Wrong	2%	3%	2%	4%	4%	3%	8%	8%	7%	5%	5%	4%
A Little Wrong	0%	0%	0%	1%	1%	0%	2%	2%	1%	1%	1%	1%
Not Wrong at All	0%	1%	0%	1%	1%	0%	1%	1%	1%	1%	1%	0%
Don't Know	1%	1%	1%	1%	1%	1%	2%	2%	1%	1%	2%	1%
Percent who answered question	84%	83%	85%	91%	90%	93%	92%	91%	93%	89%	88%	90%

Iowa Youth Survey • 2016 State of Iowa Results												
How wrong would your parents/guardians feel it would be for you to: Misuse prescription drugs, whether they are yours or someone else's?												
IYS Question F17	6th Grade			8th Grade			11th Grade			All Grades		
	TOTAL	Male	Female	TOTAL	Male	Female	TOTAL	Male	Female	TOTAL	Male	Female
Very Wrong	94%	92%	95%	92%	91%	93%	86%	84%	88%	91%	89%	92%
Wrong	4%	4%	3%	5%	6%	5%	9%	10%	8%	6%	7%	5%
A Little Wrong	1%	1%	0%	1%	1%	1%	2%	2%	1%	1%	1%	1%
Not Wrong at All	0%	1%	0%	1%	1%	0%	1%	1%	1%	1%	1%	0%
Don't Know	1%	2%	1%	1%	2%	1%	2%	2%	1%	1%	2%	1%
Percent who answered question	83%	83%	85%	91%	90%	93%	92%	91%	93%	88%	88%	90%

Iowa Youth Survey • 2016 State of Iowa Results												
How wrong would your parents/guardians feel it would be for you to: Start a physical fight with someone?												
IYS Question F18	6th Grade			8th Grade			11th Grade			All Grades		
	TOTAL	Male	Female	TOTAL	Male	Female	TOTAL	Male	Female	TOTAL	Male	Female
Very Wrong	78%	73%	83%	67%	61%	73%	57%	48%	65%	67%	61%	74%
Wrong	14%	16%	12%	19%	21%	17%	21%	23%	20%	18%	20%	16%
A Little Wrong	5%	7%	3%	10%	13%	8%	16%	20%	11%	10%	13%	7%
Not Wrong at All	1%	2%	1%	2%	3%	2%	4%	6%	2%	3%	3%	2%
Don't Know	2%	2%	1%	2%	2%	1%	3%	4%	2%	2%	3%	1%
Percent who answered question	83%	83%	85%	91%	90%	93%	92%	91%	93%	88%	88%	90%

Iowa Youth Survey • 2016 State of Iowa Results												
How wrong would your parents/guardians feel it would be for you to: Go to a party where kids under 21 were using alcohol?												
IYS Question F19	6th Grade			8th Grade			11th Grade			All Grades		
	TOTAL	Male	Female	TOTAL	Male	Female	TOTAL	Male	Female	TOTAL	Male	Female
Very Wrong	93%	91%	94%	87%	85%	88%	65%	65%	66%	82%	81%	83%
Wrong	4%	5%	4%	9%	9%	8%	19%	19%	19%	11%	11%	10%
A Little Wrong	1%	1%	1%	2%	3%	2%	10%	10%	10%	4%	5%	4%
Not Wrong at All	1%	1%	0%	1%	1%	1%	3%	3%	3%	1%	2%	1%
Don't Know	1%	1%	1%	1%	2%	1%	2%	3%	2%	2%	2%	1%
Percent who answered question	83%	83%	85%	91%	90%	93%	92%	91%	93%	89%	88%	90%

Iowa Youth Survey • 2016 State of Iowa Results												
How wrong would your parents/guardians feel it would be for you to: Go to a party where kids were using drugs?												
IYS Question F20	6th Grade			8th Grade			11th Grade			All Grades		
	TOTAL	Male	Female	TOTAL	Male	Female	TOTAL	Male	Female	TOTAL	Male	Female
Very Wrong	95%	94%	96%	92%	91%	93%	80%	79%	81%	89%	88%	90%
Wrong	3%	3%	2%	5%	6%	5%	13%	13%	12%	7%	7%	6%
A Little Wrong	1%	1%	0%	1%	1%	1%	4%	4%	4%	2%	2%	2%
Not Wrong at All	0%	1%	0%	1%	1%	0%	1%	2%	1%	1%	1%	1%
Don't Know	1%	1%	1%	1%	1%	1%	2%	2%	1%	1%	2%	1%
Percent who answered question	83%	83%	85%	91%	90%	93%	92%	91%	93%	88%	88%	90%

Section G. Community Questions

Iowa Youth Survey • 2016 State of Iowa Results												
In your neighborhood or community, how difficult do you think it would be for a kid your age to get each of the following: Cigarettes?												
IYS Question G1	6th Grade			8th Grade			11th Grade			All Grades		
	TOTAL	Male	Female	TOTAL	Male	Female	TOTAL	Male	Female	TOTAL	Male	Female
Very Hard	52%	51%	52%	32%	34%	31%	13%	14%	11%	32%	33%	32%
Hard	19%	19%	19%	26%	26%	25%	17%	18%	15%	21%	21%	20%
Easy	8%	8%	8%	19%	17%	21%	34%	31%	37%	20%	19%	22%
Very Easy	3%	4%	3%	7%	8%	7%	23%	22%	23%	11%	11%	11%
Don't Know	18%	18%	18%	16%	15%	16%	14%	15%	13%	16%	16%	16%
Percent who answered question	83%	83%	84%	91%	90%	92%	92%	92%	93%	88%	88%	90%

Iowa Youth Survey • 2016 State of Iowa Results												
In your neighborhood or community, how difficult do you think it would be for a kid your age to get each of the following: Alcoholic beverages (beer, wine, or liquor)?												
IYS Question G2	6th Grade			8th Grade			11th Grade			All Grades		
	TOTAL	Male	Female	TOTAL	Male	Female	TOTAL	Male	Female	TOTAL	Male	Female
Very Hard	50%	50%	51%	29%	31%	28%	10%	12%	9%	30%	31%	29%
Hard	19%	19%	18%	24%	24%	23%	13%	15%	11%	19%	19%	18%
Easy	10%	11%	10%	23%	21%	25%	35%	33%	38%	23%	21%	24%
Very Easy	4%	4%	4%	10%	10%	10%	30%	27%	32%	14%	13%	15%
Don't Know	17%	17%	17%	14%	14%	14%	11%	13%	10%	14%	15%	14%
Percent who answered question	83%	82%	84%	91%	90%	92%	92%	91%	93%	88%	88%	90%

Iowa Youth Survey • 2016 State of Iowa Results												
In your neighborhood or community, how difficult do you think it would be for a kid your age to get each of the following: Marijuana (pot, weed, bud, hash)?												
IYS Question G3	6th Grade			8th Grade			11th Grade			All Grades		
	TOTAL	Male	Female	TOTAL	Male	Female	TOTAL	Male	Female	TOTAL	Male	Female
Very Hard	67%	67%	67%	48%	49%	47%	16%	18%	14%	44%	45%	43%
Hard	11%	10%	11%	19%	18%	19%	16%	16%	15%	15%	15%	15%
Easy	3%	3%	3%	11%	10%	11%	29%	27%	31%	14%	13%	15%
Very Easy	2%	2%	2%	6%	6%	6%	23%	22%	25%	10%	10%	11%
Don't Know	17%	17%	17%	17%	17%	17%	16%	16%	15%	17%	17%	16%
Percent who answered question	83%	82%	84%	91%	90%	92%	92%	91%	93%	88%	88%	89%

Iowa Youth Survey • 2016 State of Iowa Results												
In your neighborhood or community, how difficult do you think it would be for a kid your age to get each of the following: Methamphetamines (crank)?												
IYS Question G4	6th Grade			8th Grade			11th Grade			All Grades		
	TOTAL	Male	Female	TOTAL	Male	Female	TOTAL	Male	Female	TOTAL	Male	Female
Very Hard	67%	67%	67%	54%	57%	52%	31%	34%	27%	51%	53%	49%
Hard	10%	10%	10%	18%	17%	19%	26%	24%	27%	18%	17%	19%
Easy	2%	2%	2%	5%	5%	5%	11%	10%	12%	6%	5%	6%
Very Easy	2%	2%	2%	3%	3%	2%	6%	6%	5%	3%	4%	3%
Don't Know	19%	19%	19%	20%	19%	21%	27%	25%	29%	22%	21%	23%
Percent who answered question	82%	82%	84%	91%	90%	92%	92%	91%	93%	88%	88%	89%

Iowa Youth Survey • 2016 State of Iowa Results												
In your neighborhood or community, how difficult do you think it would be for a kid your age to get each of the following: Amphetamines <u>other than</u> methamphetamines (like stimulants, uppers, speed)?												
IYS Question G5	6th Grade			8th Grade			11th Grade			All Grades		
	TOTAL	Male	Female	TOTAL	Male	Female	TOTAL	Male	Female	TOTAL	Male	Female
Very Hard	66%	66%	66%	54%	56%	52%	30%	34%	26%	50%	52%	48%
Hard	10%	10%	10%	18%	17%	19%	25%	23%	26%	17%	17%	18%
Easy	2%	2%	2%	5%	5%	5%	12%	10%	13%	6%	6%	7%
Very Easy	2%	2%	2%	3%	3%	2%	6%	7%	6%	3%	4%	3%
Don't Know	20%	20%	20%	20%	19%	22%	27%	26%	28%	22%	21%	23%
Percent who answered question	82%	82%	83%	91%	90%	92%	92%	91%	93%	88%	88%	89%

Iowa Youth Survey • 2016 State of Iowa Results												
In your neighborhood or community, how difficult do you think it would be for a kid your age to get each of the following: Any other illegal drug (cocaine, etc.)?												
IYS Question G6	6th Grade			8th Grade			11th Grade			All Grades		
	TOTAL	Male	Female	TOTAL	Male	Female	TOTAL	Male	Female	TOTAL	Male	Female
Very Hard	68%	68%	68%	54%	57%	52%	30%	35%	26%	51%	53%	49%
Hard	10%	10%	11%	18%	17%	19%	24%	22%	26%	17%	16%	18%
Easy	3%	3%	3%	6%	6%	7%	13%	11%	15%	7%	7%	8%
Very Easy	2%	2%	2%	3%	3%	3%	7%	7%	7%	4%	4%	4%
Don't Know	17%	17%	17%	18%	17%	19%	25%	24%	26%	20%	19%	21%
Percent who answered question	83%	82%	84%	91%	90%	92%	92%	91%	93%	88%	88%	89%

Iowa Youth Survey • 2016 State of Iowa Results												
In your neighborhood or community, how difficult do you think it would be for a kid your age to get each of the following: A handgun?												
IYS Question G7	6th Grade			8th Grade			11th Grade			All Grades		
	TOTAL	Male	Female	TOTAL	Male	Female	TOTAL	Male	Female	TOTAL	Male	Female
	Very Hard	55%	55%	56%	42%	44%	40%	27%	31%	24%	42%	43%
Hard	18%	18%	17%	24%	23%	25%	26%	25%	26%	23%	22%	23%
Easy	7%	7%	6%	12%	11%	13%	17%	15%	19%	12%	11%	13%
Very Easy	3%	4%	3%	5%	6%	5%	8%	9%	8%	6%	6%	5%
Don't Know	17%	17%	17%	17%	16%	17%	22%	20%	23%	18%	18%	19%
Percent who answered question	83%	82%	84%	91%	90%	92%	92%	91%	93%	88%	88%	89%

Iowa Youth Survey • 2016 State of Iowa Results												
In your neighborhood or community, how difficult do you think it would be for a kid your age to get each of the following: Prescription medication that is not prescribed for you by a doctor or nurse?												
IYS Question G8	6th Grade			8th Grade			11th Grade			All Grades		
	TOTAL	Male	Female	TOTAL	Male	Female	TOTAL	Male	Female	TOTAL	Male	Female
	Very Hard	53%	54%	52%	37%	41%	33%	20%	24%	16%	37%	39%
Hard	16%	15%	16%	21%	21%	21%	20%	21%	20%	19%	19%	19%
Easy	8%	8%	8%	16%	13%	19%	24%	21%	27%	16%	14%	18%
Very Easy	5%	4%	5%	9%	8%	10%	14%	13%	16%	9%	8%	10%
Don't Know	18%	18%	19%	17%	18%	17%	21%	21%	21%	19%	19%	19%
Percent who answered question	82%	82%	84%	91%	90%	92%	92%	91%	93%	88%	87%	89%

Iowa Youth Survey • 2016 State of Iowa Results												
How wrong would most adults in your neighborhood and/or community feel it would be for you to: Drink beer, wine, or hard liquor (for example vodka, whiskey, gin)?												
IYS Question G9	6th Grade			8th Grade			11th Grade			All Grades		
	TOTAL	Male	Female	TOTAL	Male	Female	TOTAL	Male	Female	TOTAL	Male	Female
Very Wrong	82%	81%	84%	71%	71%	72%	46%	45%	48%	67%	66%	68%
Wrong	10%	10%	10%	17%	17%	18%	29%	29%	29%	19%	19%	19%
A Little Wrong	2%	3%	2%	4%	4%	4%	12%	12%	12%	6%	6%	6%
Not Wrong At All	1%	1%	1%	1%	1%	1%	3%	4%	3%	2%	2%	1%
Don't Know	5%	5%	4%	6%	7%	6%	9%	10%	8%	7%	7%	6%
Percent who answered question	82%	81%	83%	90%	89%	92%	91%	91%	92%	87%	87%	89%

Iowa Youth Survey • 2016 State of Iowa Results												
How wrong would most adults in your neighborhood and/or community feel it would be for you to: Smoke cigarettes?												
IYS Question G10	6th Grade			8th Grade			11th Grade			All Grades		
	TOTAL	Male	Female	TOTAL	Male	Female	TOTAL	Male	Female	TOTAL	Male	Female
Very Wrong	84%	83%	85%	76%	76%	76%	57%	55%	58%	72%	72%	73%
Wrong	9%	9%	9%	15%	14%	15%	25%	25%	26%	16%	16%	16%
A Little Wrong	2%	2%	2%	3%	2%	3%	6%	7%	6%	4%	4%	3%
Not Wrong At All	1%	1%	1%	1%	1%	1%	2%	3%	2%	1%	2%	1%
Don't Know	5%	5%	4%	6%	6%	6%	9%	10%	8%	7%	7%	6%
Percent who answered question	82%	81%	83%	90%	89%	92%	91%	90%	92%	87%	87%	89%

Iowa Youth Survey • 2016 State of Iowa Results												
How wrong would most adults in your neighborhood and/or community feel it would be for you to: Smoke marijuana?												
IYS Question G11	6th Grade			8th Grade			11th Grade			All Grades		
	TOTAL	Male	Female	TOTAL	Male	Female	TOTAL	Male	Female	TOTAL	Male	Female
Very Wrong	88%	88%	89%	80%	79%	81%	60%	59%	62%	76%	75%	78%
Wrong	6%	6%	5%	11%	11%	11%	22%	22%	22%	13%	13%	13%
A Little Wrong	1%	1%	1%	2%	2%	2%	6%	7%	6%	3%	3%	3%
Not Wrong At All	1%	1%	0%	1%	1%	1%	3%	3%	2%	1%	2%	1%
Don't Know	5%	5%	4%	6%	6%	6%	9%	10%	8%	7%	7%	6%
Percent who answered question	81%	81%	83%	90%	89%	91%	90%	90%	92%	87%	86%	88%

Iowa Youth Survey • 2016 State of Iowa Results												
How wrong would most adults in your neighborhood and/or community feel it would be for you to: Use <u>any illegal drug other than alcohol, cigarettes, or marijuana</u> ?												
IYS Question G12	6th Grade			8th Grade			11th Grade			All Grades		
	TOTAL	Male	Female	TOTAL	Male	Female	TOTAL	Male	Female	TOTAL	Male	Female
Very Wrong	89%	88%	90%	82%	81%	82%	67%	66%	69%	79%	78%	80%
Wrong	5%	5%	5%	10%	10%	10%	19%	19%	19%	11%	11%	11%
A Little Wrong	1%	1%	1%	1%	1%	1%	3%	4%	3%	2%	2%	2%
Not Wrong At All	1%	1%	0%	1%	1%	1%	1%	2%	1%	1%	1%	1%
Don't Know	4%	5%	4%	6%	6%	6%	9%	10%	8%	6%	7%	6%
Percent who answered question	82%	81%	83%	90%	89%	92%	91%	90%	92%	87%	87%	89%

Iowa Youth Survey • 2016 State of Iowa Results												
How wrong would most adults in your neighborhood and/or community feel it would be for you to: Start a physical fight with someone?												
IYS Question G13	6th Grade			8th Grade			11th Grade			All Grades		
	TOTAL	Male	Female	TOTAL	Male	Female	TOTAL	Male	Female	TOTAL	Male	Female
Very Wrong	72%	69%	76%	62%	59%	65%	50%	45%	55%	61%	58%	65%
Wrong	16%	17%	14%	20%	21%	19%	27%	27%	27%	21%	21%	20%
A Little Wrong	5%	6%	4%	9%	10%	7%	11%	13%	8%	8%	10%	7%
Not Wrong At All	1%	2%	1%	2%	3%	2%	3%	4%	2%	2%	3%	2%
Don't Know	5%	6%	5%	7%	8%	6%	10%	11%	8%	7%	8%	7%
Percent who answered question	82%	81%	83%	90%	89%	92%	91%	90%	92%	87%	87%	89%

Iowa Youth Survey • 2016 State of Iowa Results												
How wrong would most adults in your neighborhood and/or community feel it would be for you to: Go to a party where kids under 21 were using alcohol?												
IYS Question G14	6th Grade			8th Grade			11th Grade			All Grades		
	TOTAL	Male	Female	TOTAL	Male	Female	TOTAL	Male	Female	TOTAL	Male	Female
Very Wrong	86%	85%	87%	76%	76%	76%	53%	53%	54%	72%	71%	72%
Wrong	7%	8%	7%	14%	13%	14%	25%	24%	25%	15%	15%	15%
A Little Wrong	1%	2%	1%	3%	3%	3%	9%	9%	10%	5%	4%	5%
Not Wrong At All	1%	1%	1%	1%	1%	1%	3%	3%	2%	2%	2%	1%
Don't Know	5%	5%	4%	6%	7%	6%	10%	11%	8%	7%	7%	6%
Percent who answered question	82%	81%	83%	90%	89%	92%	91%	90%	92%	87%	87%	89%

Iowa Youth Survey • 2016 State of Iowa Results												
How wrong would most adults in your neighborhood and/or community feel it would be for you to: Go to a party where kids were using drugs?												
IYS Question G15	6th Grade			8th Grade			11th Grade			All Grades		
	TOTAL	Male	Female	TOTAL	Male	Female	TOTAL	Male	Female	TOTAL	Male	Female
Very Wrong	88%	87%	89%	80%	80%	80%	62%	61%	63%	77%	76%	78%
Wrong	6%	6%	6%	11%	11%	12%	22%	21%	22%	13%	13%	13%
A Little Wrong	1%	1%	1%	2%	2%	2%	5%	5%	5%	2%	3%	2%
Not Wrong At All	1%	1%	0%	1%	1%	1%	2%	2%	1%	1%	1%	1%
Don't Know	5%	5%	4%	6%	7%	6%	9%	10%	8%	7%	7%	6%
Percent who answered question	82%	81%	83%	90%	89%	92%	91%	90%	92%	87%	87%	89%

Iowa Youth Survey • 2016 State of Iowa Results												
How wrong would most adults in your neighborhood and/or community feel it would be for you to: Use prescription drugs that were not prescribed for you, or in a way other than the directions?												
IYS Question G16	6th Grade			8th Grade			11th Grade			All Grades		
	TOTAL	Male	Female	TOTAL	Male	Female	TOTAL	Male	Female	TOTAL	Male	Female
Very Wrong	85%	84%	85%	78%	78%	78%	63%	62%	65%	75%	74%	76%
Wrong	8%	8%	8%	13%	13%	13%	22%	22%	22%	14%	14%	14%
A Little Wrong	1%	2%	1%	2%	2%	2%	4%	4%	4%	2%	3%	2%
Not Wrong At All	1%	1%	0%	1%	1%	1%	1%	2%	1%	1%	1%	1%
Don't Know	5%	6%	5%	6%	7%	6%	10%	11%	8%	7%	8%	6%
Percent who answered question	81%	81%	83%	90%	89%	92%	91%	90%	92%	87%	87%	89%

Iowa Youth Survey • 2016 State of Iowa Results												
How wrong would most adults in your neighborhood and/or community feel it would be for you to: Use over the counter medications in a way other than the directions?												
IYS Question G17	6th Grade			8th Grade			11th Grade			All Grades		
	TOTAL	Male	Female	TOTAL	Male	Female	TOTAL	Male	Female	TOTAL	Male	Female
Very Wrong	83%	82%	84%	77%	77%	77%	62%	61%	64%	74%	73%	75%
Wrong	9%	9%	8%	14%	13%	14%	22%	22%	22%	15%	15%	15%
A Little Wrong	2%	2%	1%	2%	2%	2%	4%	5%	4%	3%	3%	3%
Not Wrong At All	1%	1%	1%	1%	1%	1%	1%	2%	1%	1%	1%	1%
Don't Know	5%	6%	5%	7%	7%	6%	10%	11%	9%	7%	8%	7%
Percent who answered question	81%	81%	83%	90%	89%	92%	91%	90%	92%	87%	86%	89%

Iowa Youth Survey • 2016 State of Iowa Results												
How much do you agree or disagree that each of the following statements is true: My neighborhood is a safe place to live.												
IYS Question G18	6th Grade			8th Grade			11th Grade			All Grades		
	TOTAL	Male	Female	TOTAL	Male	Female	TOTAL	Male	Female	TOTAL	Male	Female
Strongly Agree	62%	63%	61%	57%	60%	54%	49%	52%	45%	56%	58%	54%
Agree	31%	30%	32%	36%	34%	39%	44%	41%	47%	37%	35%	39%
Disagree	5%	4%	5%	5%	5%	6%	5%	5%	6%	5%	5%	5%
Strongly Disagree	2%	2%	2%	2%	2%	2%	2%	2%	2%	2%	2%	2%
Percent who answered question	81%	81%	83%	90%	89%	92%	91%	90%	92%	87%	86%	89%

Iowa Youth Survey • 2016 State of Iowa Results												
How much do you agree or disagree that each of the following statements is true: In my neighborhood there are lots of fights, crime, or illegal drugs.												
IYS Question G19	6th Grade			8th Grade			11th Grade			All Grades		
	TOTAL	Male	Female	TOTAL	Male	Female	TOTAL	Male	Female	TOTAL	Male	Female
Strongly Agree	6%	7%	5%	6%	8%	4%	6%	8%	4%	6%	8%	5%
Agree	5%	6%	5%	6%	6%	6%	9%	10%	9%	7%	7%	7%
Disagree	22%	22%	22%	26%	25%	26%	31%	30%	32%	26%	25%	27%
Strongly Disagree	67%	65%	68%	62%	61%	63%	54%	52%	55%	61%	60%	62%
Percent who answered question	81%	80%	83%	90%	89%	91%	90%	90%	92%	87%	86%	88%

Iowa Youth Survey • 2016 State of Iowa Results												
How much do you agree or disagree that each of the following statements is true: If someone in my neighborhood or community saw me do something wrong, they would tell one of my parents (or adults who live with me).												
IYS Question G20	6th Grade			8th Grade			11th Grade			All Grades		
	TOTAL	Male	Female	TOTAL	Male	Female	TOTAL	Male	Female	TOTAL	Male	Female
Strongly Agree	51%	49%	53%	41%	41%	40%	28%	29%	27%	40%	40%	40%
Agree	36%	36%	35%	41%	41%	41%	47%	47%	47%	41%	42%	41%
Disagree	8%	9%	8%	13%	13%	14%	19%	18%	21%	14%	13%	14%
Strongly Disagree	5%	5%	4%	4%	5%	4%	6%	6%	6%	5%	5%	5%
Percent who answered question	80%	80%	82%	89%	88%	91%	90%	90%	91%	86%	86%	88%

Iowa Youth Survey • 2016 State of Iowa Results												
How much do you agree or disagree that each of the following statements is true: Adults in my community care about people my age.												
IYS Question G21	6th Grade			8th Grade			11th Grade			All Grades		
	TOTAL	Male	Female	TOTAL	Male	Female	TOTAL	Male	Female	TOTAL	Male	Female
Strongly Agree	58%	58%	59%	43%	46%	41%	26%	28%	23%	42%	44%	41%
Agree	33%	33%	33%	42%	40%	43%	50%	50%	51%	42%	41%	42%
Disagree	6%	6%	6%	11%	10%	12%	19%	17%	21%	12%	11%	13%
Strongly Disagree	3%	3%	2%	4%	4%	4%	5%	5%	5%	4%	4%	4%
Percent who answered question	80%	79%	82%	89%	88%	91%	90%	90%	91%	86%	85%	88%

Iowa Youth Survey • 2016 State of Iowa Results												
How much do you agree or disagree that each of the following statements is true: My neighbors get along well with each other.												
IYS Question G22	6th Grade			8th Grade			11th Grade			All Grades		
	TOTAL	Male	Female	TOTAL	Male	Female	TOTAL	Male	Female	TOTAL	Male	Female
Strongly Agree	59%	60%	58%	48%	51%	46%	33%	36%	31%	47%	49%	45%
Agree	31%	30%	31%	40%	38%	41%	53%	52%	55%	41%	40%	42%
Disagree	7%	7%	8%	8%	8%	9%	10%	9%	11%	9%	8%	9%
Strongly Disagree	3%	3%	3%	3%	3%	3%	3%	3%	3%	3%	3%	3%
Percent who answered question	79%	78%	81%	88%	87%	90%	89%	89%	91%	85%	85%	87%

Iowa Youth Survey • 2016 State of Iowa Results												
How much do you agree or disagree that each of the following statements is true: There are enough places for kids my age to go that are alcohol and drug free.												
IYS Question G23	6th Grade			8th Grade			11th Grade			All Grades		
	TOTAL	Male	Female	TOTAL	Male	Female	TOTAL	Male	Female	TOTAL	Male	Female
Strongly Agree	62%	63%	60%	52%	55%	50%	33%	37%	30%	49%	52%	47%
Agree	20%	19%	21%	30%	29%	32%	46%	45%	47%	32%	31%	33%
Disagree	7%	6%	7%	9%	8%	10%	14%	11%	16%	10%	9%	11%
Strongly Disagree	12%	11%	12%	8%	8%	9%	7%	6%	7%	9%	8%	9%
Percent who answered question	79%	79%	80%	89%	88%	90%	90%	90%	91%	86%	85%	87%

Iowa Youth Survey • 2016 State of Iowa Results												
How much do you agree or disagree that each of the following statements is true: Adults in my neighborhood or community let me know they are proud of me when I do something well.												
IYS Question G24	6th Grade			8th Grade			11th Grade			All Grades		
	TOTAL	Male	Female	TOTAL	Male	Female	TOTAL	Male	Female	TOTAL	Male	Female
Strongly Agree	43%	44%	41%	30%	34%	27%	21%	24%	17%	31%	34%	28%
Agree	33%	32%	34%	33%	33%	34%	36%	38%	35%	34%	34%	34%
Disagree	16%	16%	16%	23%	21%	25%	27%	25%	30%	22%	21%	24%
Strongly Disagree	8%	9%	8%	13%	12%	14%	16%	13%	18%	12%	11%	13%
Percent who answered question	79%	79%	81%	89%	88%	90%	90%	89%	91%	86%	85%	87%

Iowa Youth Survey • 2016 State of Iowa Results												
How much do you agree or disagree that each of the following statements is true: Adults in my neighborhood or community help me when I need help.												
IYS Question G25	6th Grade			8th Grade			11th Grade			All Grades		
	TOTAL	Male	Female	TOTAL	Male	Female	TOTAL	Male	Female	TOTAL	Male	Female
Strongly Agree	47%	47%	48%	35%	37%	33%	22%	25%	19%	35%	36%	33%
Agree	32%	32%	33%	36%	36%	37%	43%	43%	42%	37%	37%	37%
Disagree	14%	14%	13%	18%	17%	19%	23%	21%	25%	18%	17%	19%
Strongly Disagree	7%	7%	6%	10%	10%	11%	12%	11%	14%	10%	9%	10%
Percent who answered question	79%	79%	81%	89%	88%	90%	90%	89%	91%	86%	85%	87%

Iowa Youth Survey • 2016 State of Iowa Results												
How much do you agree or disagree that each of the following statements is true: Adults in my neighborhood or community spend time talking to me.												
IYS Question G26	6th Grade			8th Grade			11th Grade			All Grades		
	TOTAL	Male	Female	TOTAL	Male	Female	TOTAL	Male	Female	TOTAL	Male	Female
Strongly Agree	37%	35%	38%	30%	31%	28%	20%	23%	18%	29%	30%	28%
Agree	34%	33%	34%	33%	32%	34%	38%	39%	38%	35%	35%	35%
Disagree	19%	20%	18%	24%	23%	24%	26%	25%	28%	23%	23%	23%
Strongly Disagree	11%	11%	10%	14%	14%	13%	15%	14%	16%	13%	13%	13%
Percent who answered question	79%	79%	81%	89%	88%	91%	90%	89%	91%	86%	85%	87%

Section II. Alcohol, Tobacco, and Other Drug Use Tables

Iowa Youth Survey • 2016 State of Iowa Results												
Alcohol Use		Current (Past 30 Day Use): B16, B17, B18, B19 Ever: B15, B16, B17, B18, B19										
Any Alcohol Use	6th Grade			8th Grade			11th Grade			All Grades		
	TOTAL	Male	Female	TOTAL	Male	Female	TOTAL	Male	Female	TOTAL	Male	Female
Current	3%	3%	2%	5%	6%	5%	21%	20%	22%	9%	9%	9%
Ever	16%	20%	12%	22%	25%	20%	48%	47%	50%	28%	30%	26%

Iowa Youth Survey • 2016 State of Iowa Results												
Tobacco Use		Current (Past 30 Day Use): B28, B32, B33, B34, B35, B36, B37 Ever: B27, B28, B29, B30, B31, B32, B33, B34, B35, B36, B37										
Any Tobacco Use	6th Grade			8th Grade			11th Grade			All Grades		
	TOTAL	Male	Female	TOTAL	Male	Female	TOTAL	Male	Female	TOTAL	Male	Female
Current	1%	1%	1%	3%	3%	2%	10%	12%	8%	4%	5%	3%
Ever	2%	3%	2%	6%	7%	5%	19%	21%	16%	9%	10%	8%
Cigarettes		Current: B28, B32, B37 Ever: B28, B29, B30, B32, B37										
Current	1%	1%	0%	2%	2%	2%	7%	7%	7%	3%	3%	3%
Ever	1%	1%	1%	4%	4%	4%	13%	13%	13%	6%	6%	6%
Menthol Cigarettes		B37										
Current	0%	0%	0%	1%	1%	1%	4%	4%	4%	2%	2%	2%
Cigars		B33										
Current	0%	0%	0%	1%	1%	0%	4%	5%	2%	1%	2%	1%
Smokeless Tobacco		Current: B34 Ever: B31, B34										
Current	0%	0%	0%	1%	1%	0%	4%	7%	1%	2%	3%	1%
Ever	1%	1%	0%	2%	3%	1%	9%	13%	4%	4%	5%	2%
Water Pipe or Hookah		B35										
Current	0%	0%	0%	1%	1%	1%	2%	2%	2%	1%	1%	1%
Regular Pipe		B36										
Current	0%	0%	0%	0%	1%	0%	1%	1%	1%	1%	1%	0%

Note: Questions included in the "Alcohol Use: Current", "Alcohol Use: Ever", "Tobacco Use: Current" and "Tobacco Use: Ever" categories vary each survey year, depending on what questions are included in the IYS. Caution is recommended when comparing these tables across survey years, with a careful review of component questions strongly encouraged.

Iowa Youth Survey • 2016 State of Iowa Results												
Electronic Cigarette Use		Current (Past 30 Day Use): B39 Ever: B38										
Electronic Cigarettes	6th Grade			8th Grade			11th Grade			All Grades		
	TOTAL	Male	Female	TOTAL	Male	Female	TOTAL	Male	Female	TOTAL	Male	Female
Current	1%	2%	1%	3%	4%	3%	9%	11%	8%	4%	5%	4%
Ever	4%	5%	2%	9%	10%	8%	25%	27%	24%	12%	14%	11%

Iowa Youth Survey • 2016 State of Iowa Results												
Other Drug Use		Current (Past 30 Day Use): B41, B43, B44, B45, B46, B47, B48, B49, B50, B51 Ever: B40, B41, B42, B43, B44, B45, B46, B47, B48, B49, B50, B51, B52										
Any Other Drug Use	6th Grade			8th Grade			11th Grade			All Grades		
	TOTAL	Male	Female	TOTAL	Male	Female	TOTAL	Male	Female	TOTAL	Male	Female
Current	11%	12%	10%	8%	8%	9%	16%	16%	16%	12%	12%	11%
Ever	15%	17%	13%	13%	14%	12%	27%	27%	27%	18%	19%	17%
Amphetamines	B50											
Current	1%	1%	1%	1%	1%	0%	2%	2%	1%	1%	1%	1%
Cocaine	B48											
Current	1%	1%	1%	1%	1%	0%	1%	2%	1%	1%	1%	1%
Inhalants	Current (Past 30 Day Use): B43 Ever: B43, B52											
Current	3%	3%	3%	2%	2%	2%	1%	2%	1%	2%	2%	2%
Ever	7%	7%	6%	6%	6%	5%	5%	5%	4%	6%	6%	5%
Marijuana	Current (Past 30 Day Use): B41 Ever: B40, B41, B42											
Current	1%	1%	0%	2%	2%	2%	10%	10%	10%	4%	4%	4%
Ever	1%	2%	1%	4%	5%	4%	21%	21%	21%	8%	9%	8%
Methamphetamines	B49											
Current	1%	1%	0%	0%	1%	0%	1%	2%	0%	1%	1%	0%
Over the Counter Medications	(taken differently than the directions) B44											
Current	3%	3%	3%	2%	2%	3%	4%	4%	4%	3%	3%	3%
Prescription Medication	(taken without Doctor's prescription) B45											
Current	3%	3%	3%	2%	2%	3%	4%	4%	4%	3%	3%	3%

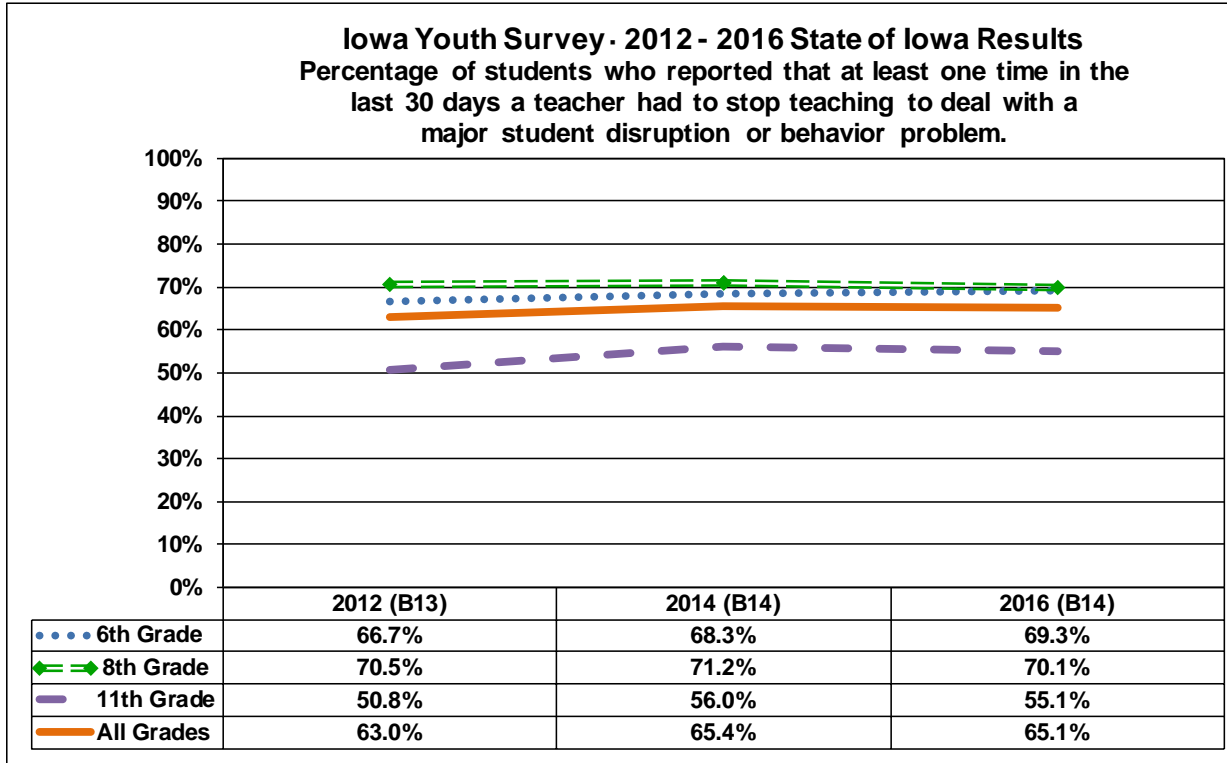
Note: Questions included in the "Drug Use: Current" and "Drug Use: Ever" categories vary each survey year, depending on what questions are included in the IYS. Caution is recommended when comparing these tables across survey years, with a careful review of component questions strongly encouraged.

Prescription Medication	(taken differently than the directions) B46											
Current	6%	7%	5%	3%	3%	3%	3%	4%	3%	4%	5%	4%
Steroid Use	(taken without Doctor's prescription) B47											
Current	1%	2%	1%	1%	1%	1%	1%	2%	0%	1%	1%	1%
Synthetic Drugs	B51											
Current	1%	1%	1%	1%	1%	1%	1%	2%	1%	1%	1%	1%

Note: Questions included in the "Drug Use: Current" and "Drug Use: Ever" categories vary each survey year, depending on what questions are included in the IYS. Caution is recommended when comparing these tables across survey years, with a careful review of component questions strongly encouraged.

Section III. Individual Question Trends

Figure 1. Major Classroom Disruptions and Behavior Problems in Past 30 Days



Note: Any difference of 1.2 percentage points or greater may be considered statistically significant.

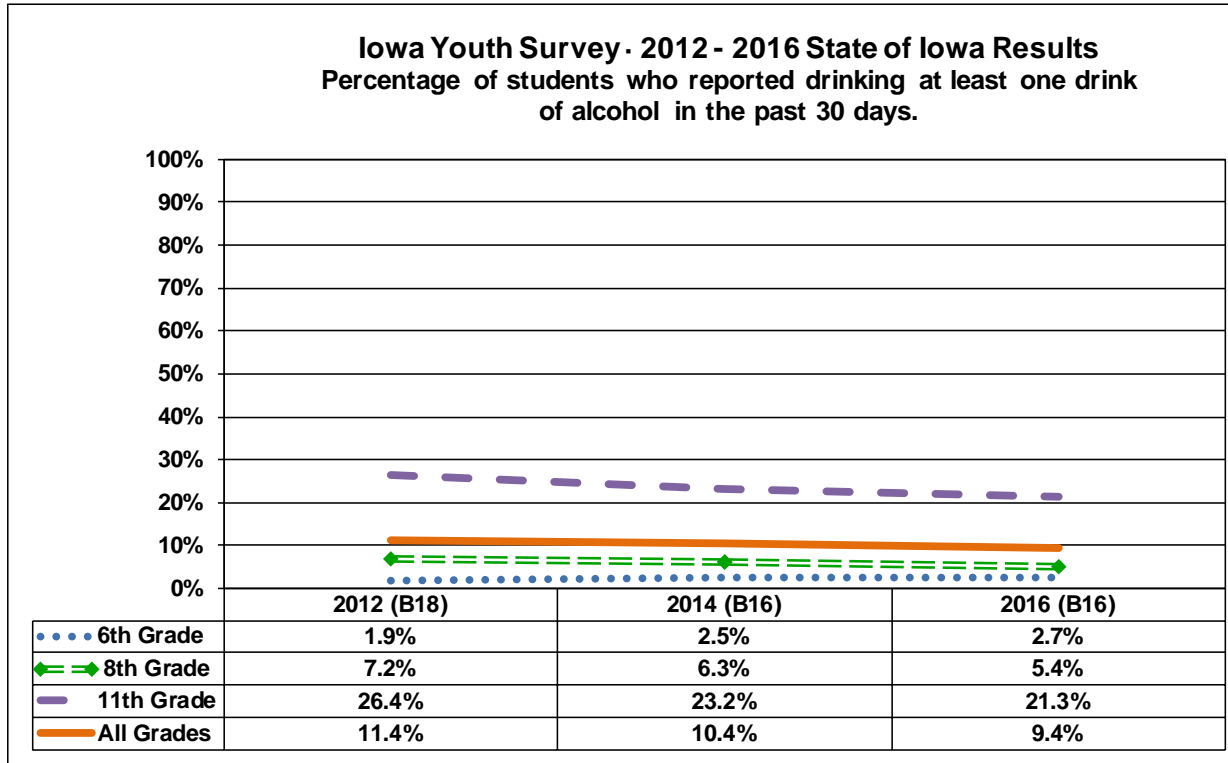
Overall, approximately two-thirds of students reported that their classroom teacher had to stop teaching to deal with a major student disruption or behavior problem. Sixth and 8th grade responses remained stable from 2012 to 2016 while 11th grade responses increased in 2014.

IYS Question: About how often in the last 30 days have any of your classroom teachers had to stop teaching in order to deal with a major student disruption or behavior problem?

Responses Represented by Percentages: “1 time,” “2 times,” and “3 or more times.”

Other Response to Question: “0 times.”

Figure 2. Alcohol Use in Past 30 Days



Note: Any difference of 1.2 percentage points or greater may be considered statistically significant.

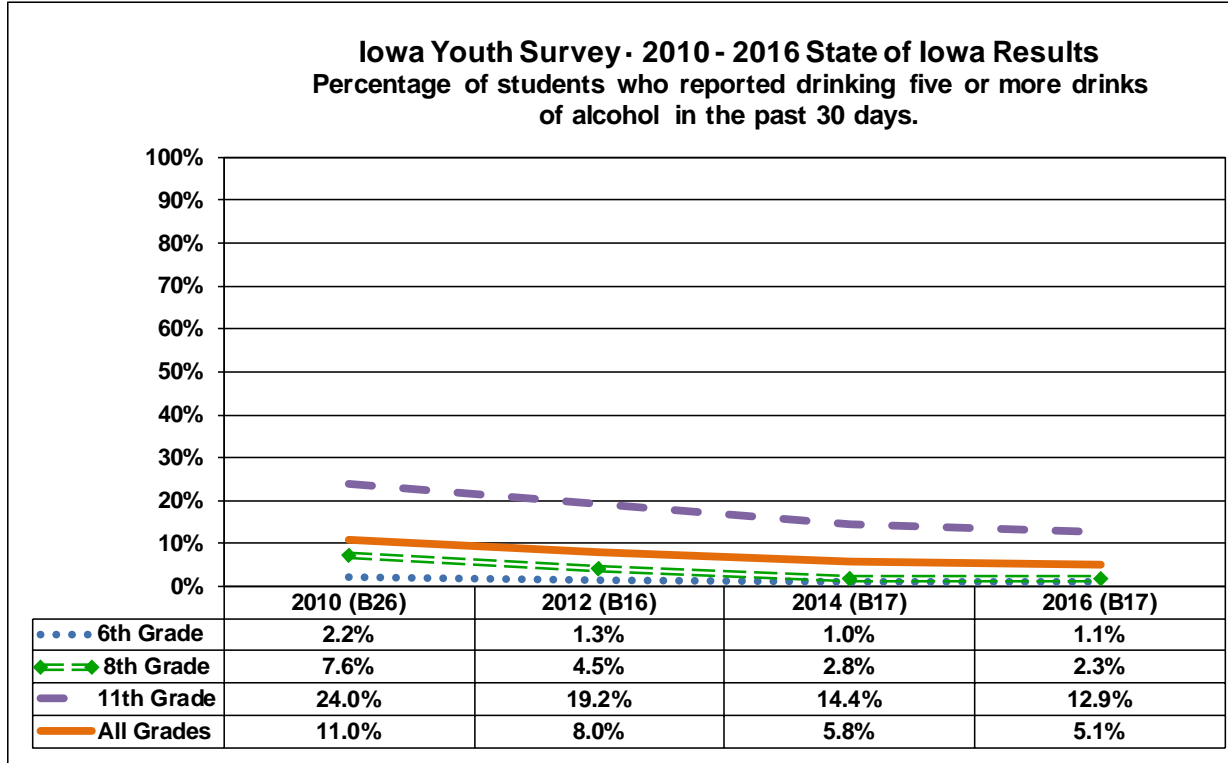
From 2012 to 2016, there was a 17.5% drop in reported past 30-day alcohol use among all students taking the Iowa Youth Survey. In the most recent survey years, 2014 and 2016, the largest percentage point drop in past 30-day alcohol use was among 11th grade students.

IYS Question: In the past 30 days, have you had at least one drink of alcohol (glass, bottle or can of beer, glass of wine, liquor, or mixed drink)?

Response Represented by Percentages: “Yes.”

Other Response to Question: “No.”

Figure 3. Binge Drinking in Past 30 Days



Note: Any difference of 1.2 percentage points or greater may be considered statistically significant.

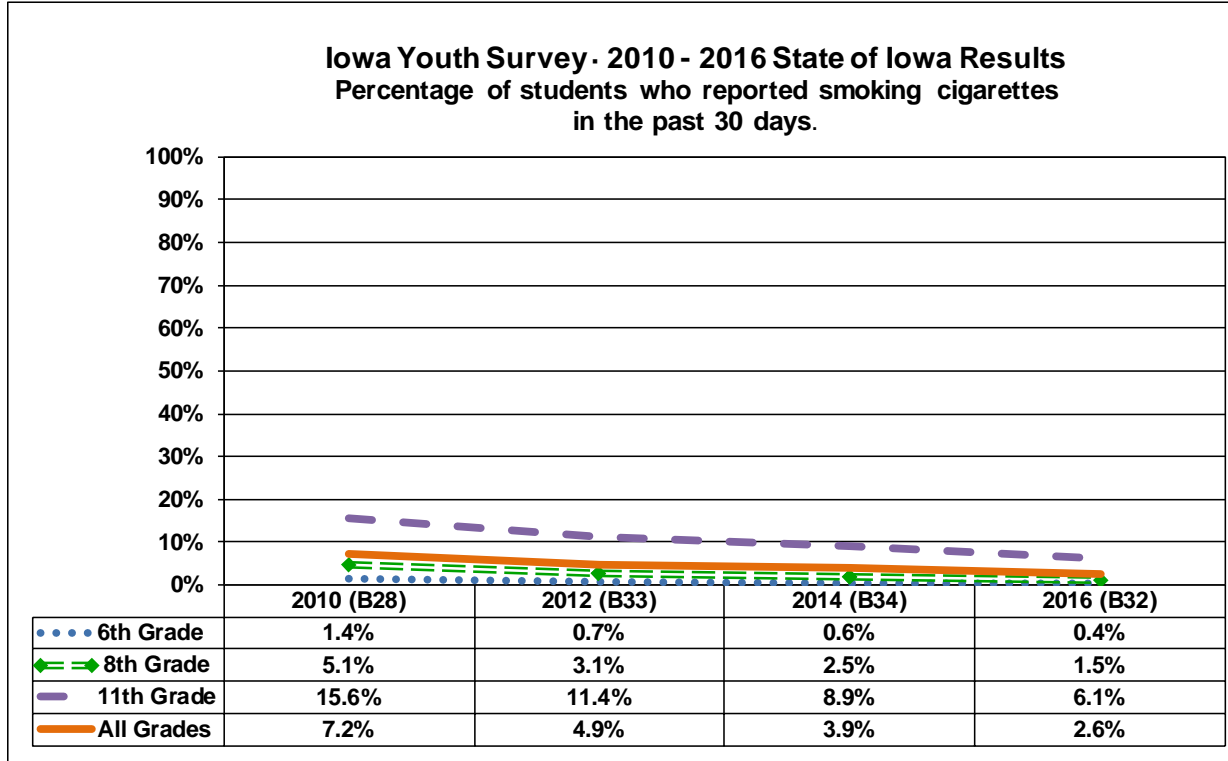
Since 2010, reported past 30-day binge drinking has decreased by over 50% for all students taking the Iowa Youth Survey. The percentage of 8th and 11th grade students who reported drinking five or more drinks of alcohol in a row in 2016 was lower than the corresponding percentages in 2010. Sixth grade students reported similar rates of binge drinking from 2010 to 2016.

IYS Question: During the last 30 days, on how many days did you have five or more drinks of alcohol (glasses, bottles or cans of beer, glasses of wine, liquor, mixed drinks) in a row, that is within a couple of hours?

Responses Represented by Percentages: “1 day,” “2 days,” “3 to 5 days,” “6 to 9 days,” “10 to 19 days,” and “20 or more days.”

Other Response to Question: “0 days.”

Figure 4. Cigarettes Use in Past 30 Days



Note: Any difference of 1.2 percentage points or greater may be considered statistically significant.

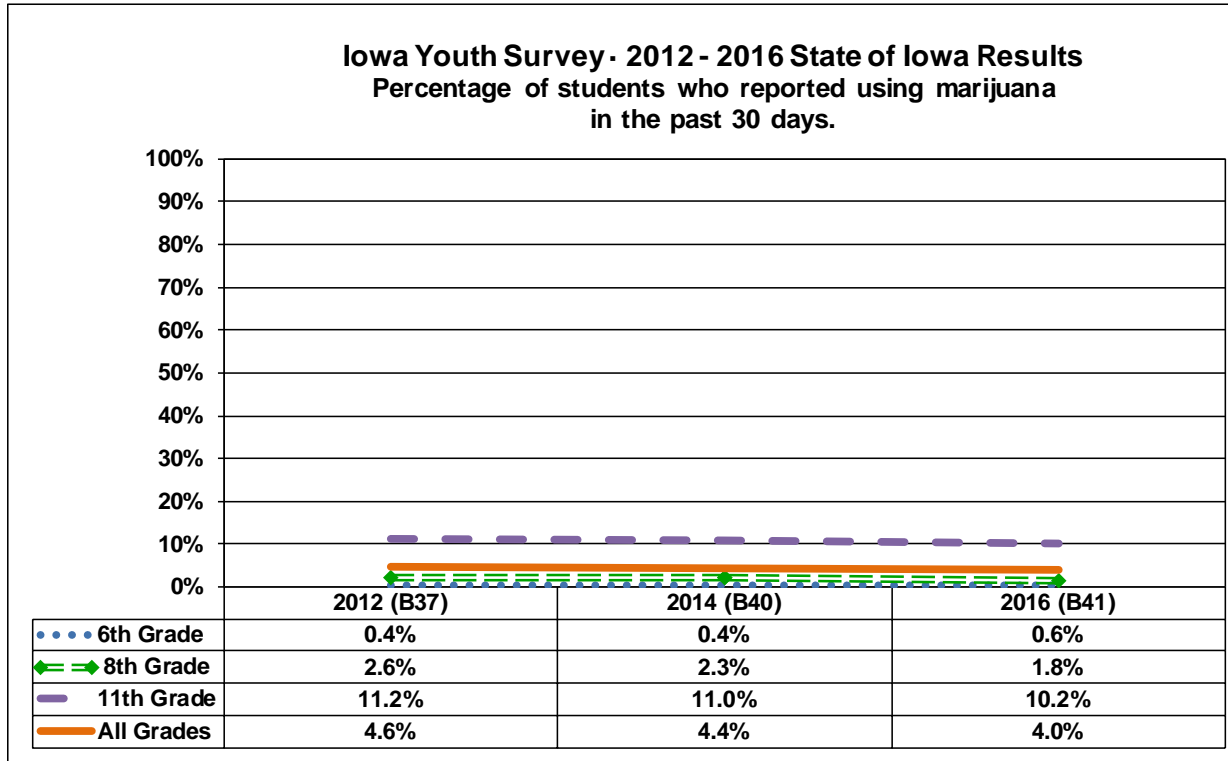
From 2010 to 2016, reports of past 30-day cigarette use decreased 64% among all students taking the Iowa Youth Survey. Eleventh grade students from 2010 to 2016 reported a nearly ten percentage point decrease in cigarette use; 8th grade students reported a reduction of 3.6 percentage points.

IYS Question: In the past 30 days, on how many days have you: Smoked cigarettes?

Responses Represented by Percentages: “1-2 days,” “3-5 days,” “6-9 days,” “10-19 days,” “20-29 days,” and “30 days.”

Other Response to Question: “0 days.”

Figure 5. Marijuana Use in Past 30 Days



Note: Any difference of 1.2 percentage points or greater may be considered statistically significant.

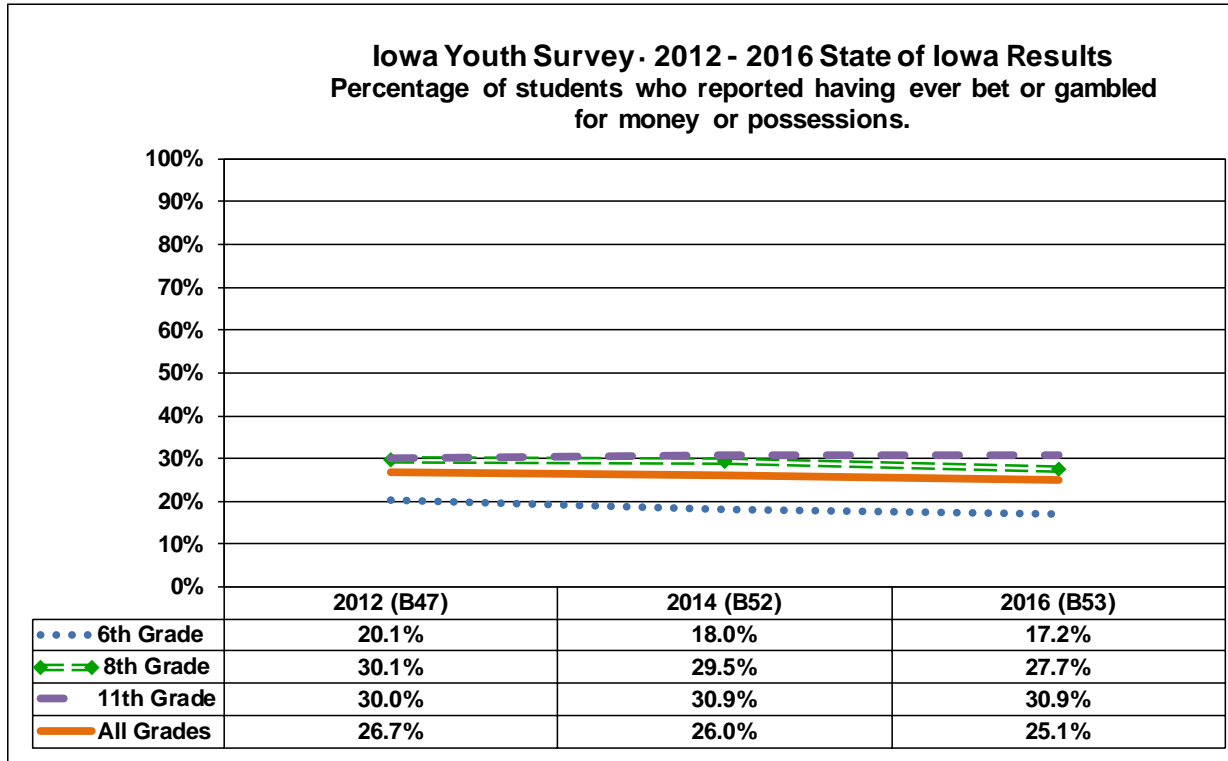
Since 2012, students in higher grades reported more marijuana use in the past 30 days compared to students in lower grades. Specifically, one in ten 11th grade students reported using marijuana in the past 30 days compared to less than one in one hundred 6th grade students in 2016. While there were differences in responses across the grades, within grade trends remained relatively consistent from 2012 to 2016.

IYS Question: In the past 30 days, have you used marijuana (pot, grass, hash, bud, weed)?

Response Represented by Percentages: “Yes.”

Other Response to Question: “No.”

Figure 6. Betting or Gambling for Money or Possessions



Note: Any difference of 1.2 percentage points or greater may be considered statistically significant.

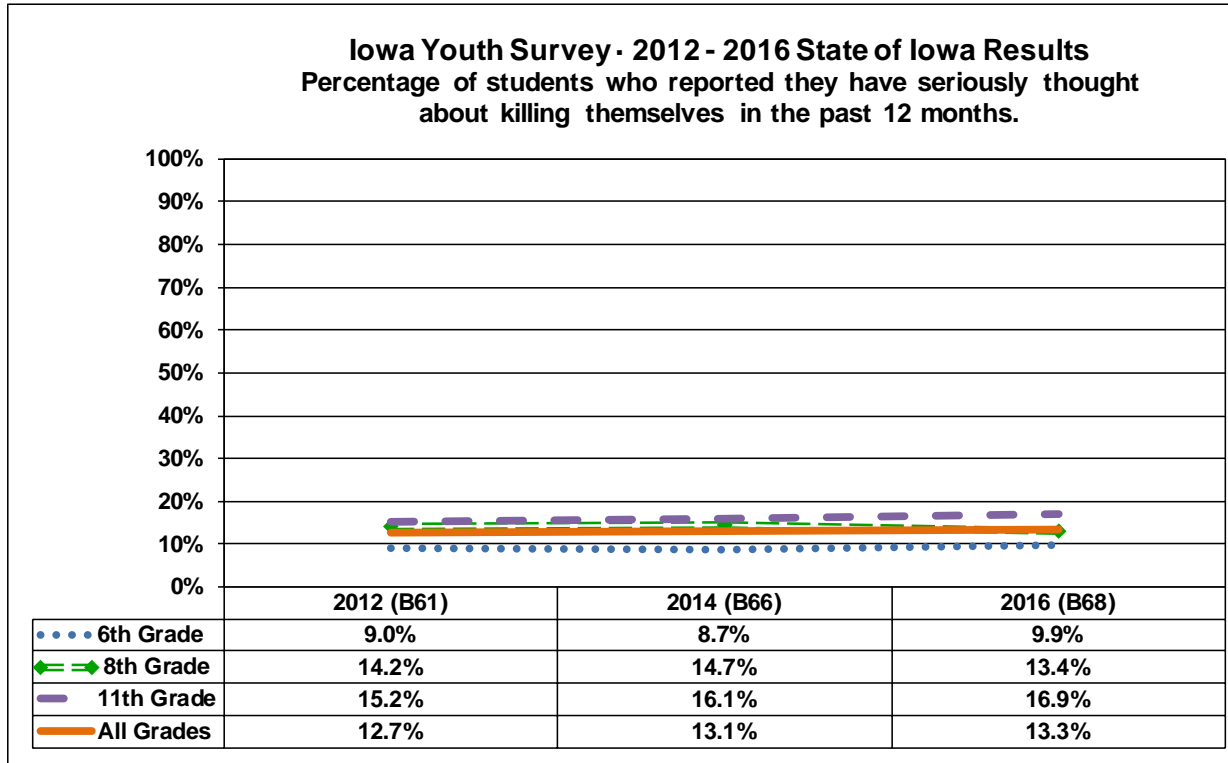
When comparing 2012 and 2016, 6th and 8th grade students have reported a decrease in betting or gambling for money or possessions. Reports of gambling among 11th grade students have remained consistent across all years.

IYS Question: Have you ever bet or gambled for money or possessions?

Response Represented by Percentages: “Yes.”

Other Response to Question: “No.”

Figure 7. Suicidal Thoughts in Past 12 Months



Note: Any difference of 1.2 percentage points or greater may be considered statistically significant.

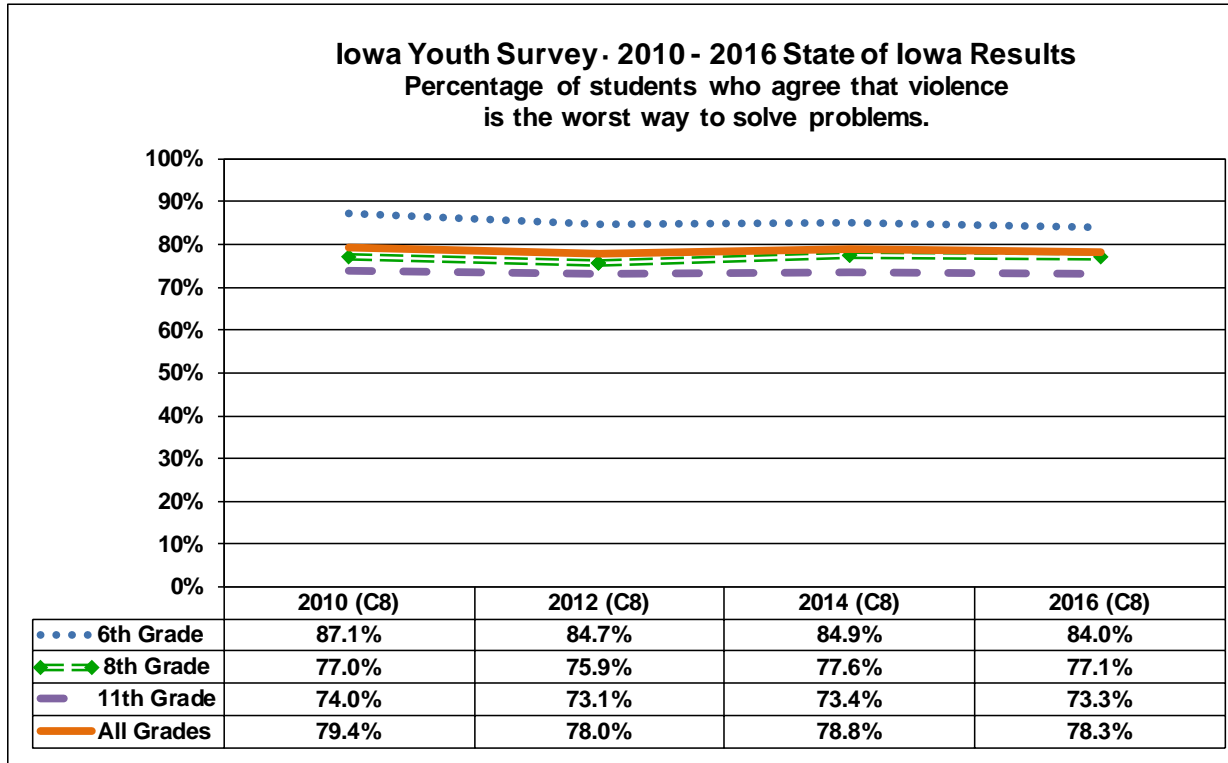
The rate at which students reported seriously thinking about killing themselves increased as grade increased. Eleventh grade students reported an increase in thinking about killing themselves from 2012 to 2016 while 6th and 8th grade students remained stable.

IYS Question: During the past 12 months, have you seriously thought about killing yourself?

Response Represented by Percentages: "Yes."

Other Response to Question: "No."

Figure 8. Violence as a Way to Solve Problems



Note: Any difference of 1.2 percentage points or greater may be considered statistically significant.

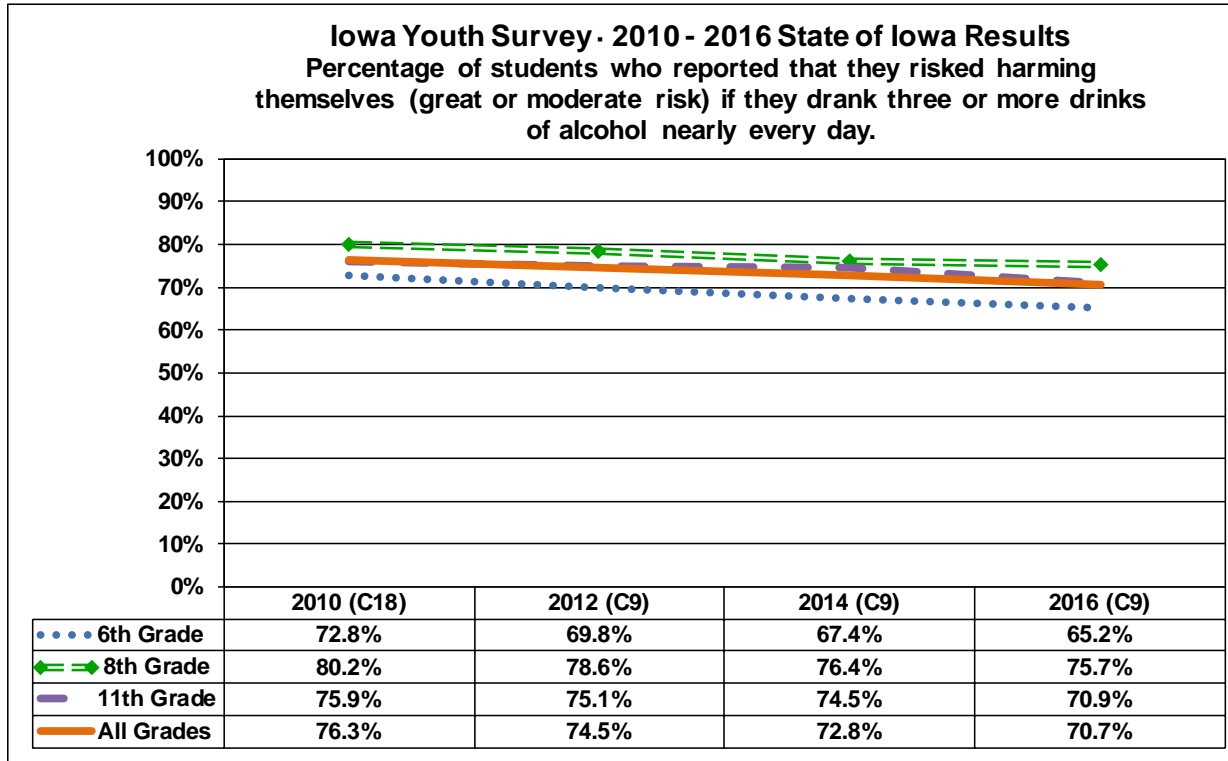
As grade increased, fewer students agreed that violence is the worst way to solve problems. Sixth grade responses decreased in 2012 and subsequently remained stable. Responses among 8th and 11th grade students remained consistent from 2010 to 2016.

IYS Question: How much do you agree or disagree that each of the following statements is true: Violence is the worst way to solve problems.

Responses Represented by Percentages: “Strongly Agree” and “Agree.”

Other Responses to Question: “Disagree” and “Strongly Disagree.”

Figure 9. Risk of Drinking Three or More Drinks Nearly Every Day



Note: Any difference of 1.2 percentage points or greater may be considered statistically significant.

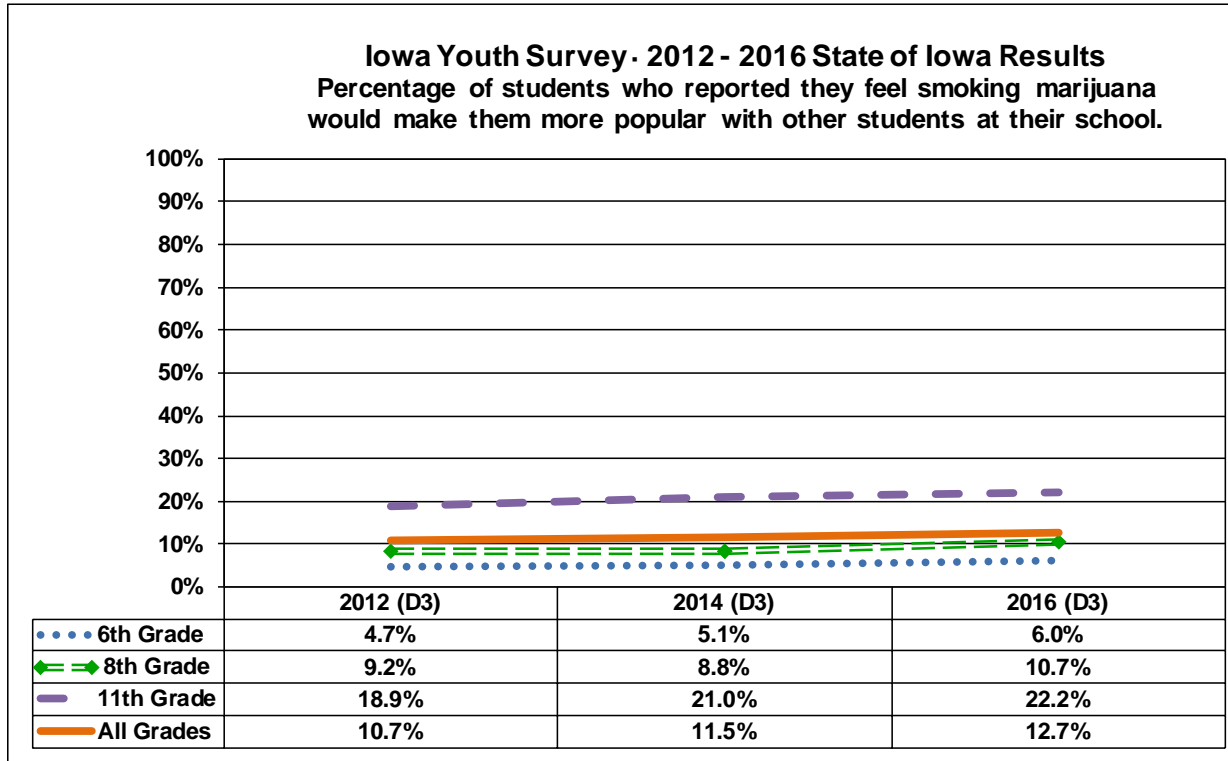
When comparing 2010 and 2016 responses, fewer students in all grades reported that they would risk harming themselves if they drank three or more drinks of alcohol nearly every day. Sixth grade was the only grade to report steady decreases for each IYS administration from 2010 to 2016 while 8th and 11th grade responses fluctuated between stable and decreasing.

IYS Question: How much do you think you risk harming yourself (physically or otherwise) if you: Drink three or more drinks of alcohol (glasses, cans, bottles of beer; glasses of wine, liquor or mixed drinks) nearly every day?

Responses Represented by Percentages: “Great Risk” and “Moderate Risk.”

Other Responses to Question: “Slight Risk,” “No Risk,” and “Don’t Know.”

Figure 10. Smoking Marijuana Would Increase Popularity



Note: Any difference of 1.2 percentage points or greater may be considered statistically significant.

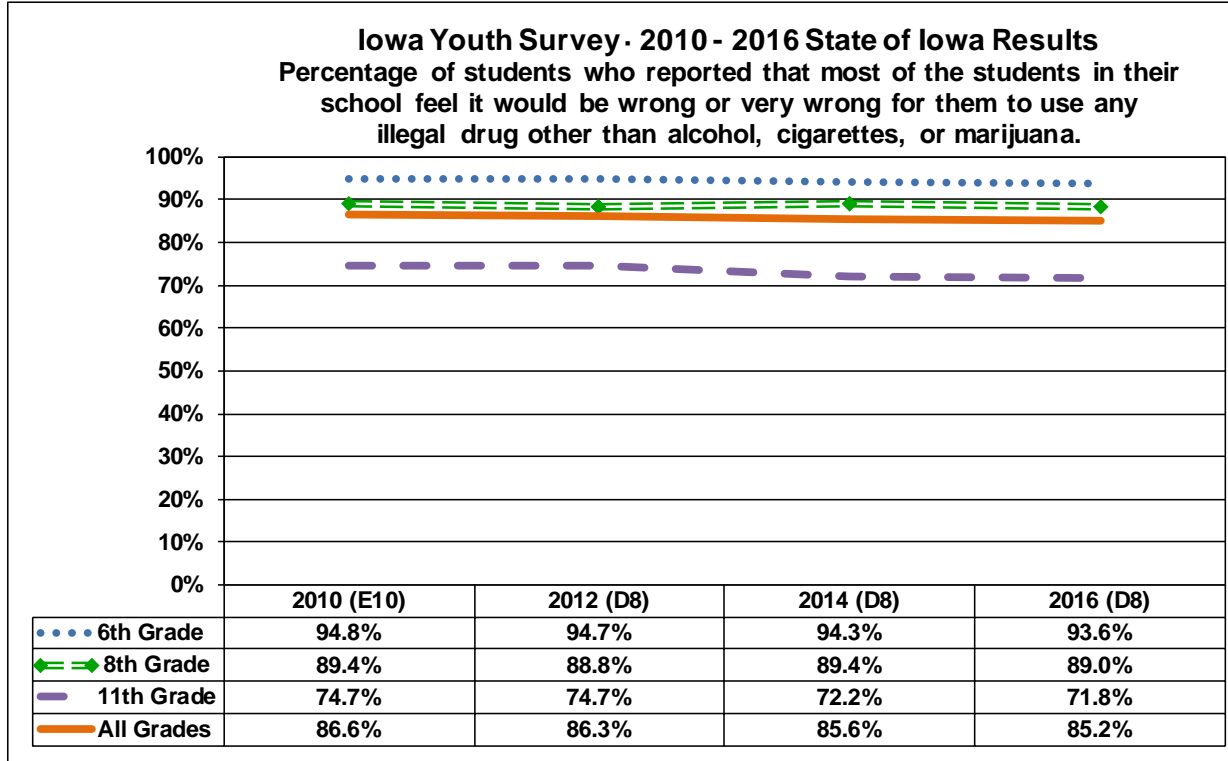
As grade increased, more students reported they felt smoking marijuana would make them more popular with other students at their school. Responses for all three grades increased when comparing 2012 and 2016. Among all students taking the Iowa Youth Survey from 2012 to 2016, there was a 19% rise in reports of feeling that smoking marijuana would make them more popular with other students.

IYS Question: Would you be more or less popular (respected or cool) with the other students in your school if you: Smoked marijuana?

Responses Represented by Percentages: “A Lot More Popular” and “More Popular.”

Other Responses to Question: “Less Popular,” “A Lot Less Popular,” and “Wouldn't Change My Popularity.”

Figure 11. Other Student’s Perceptions of Illegal Drug Use



Note: Any difference of 1.2 percentage points or greater may be considered statistically significant.

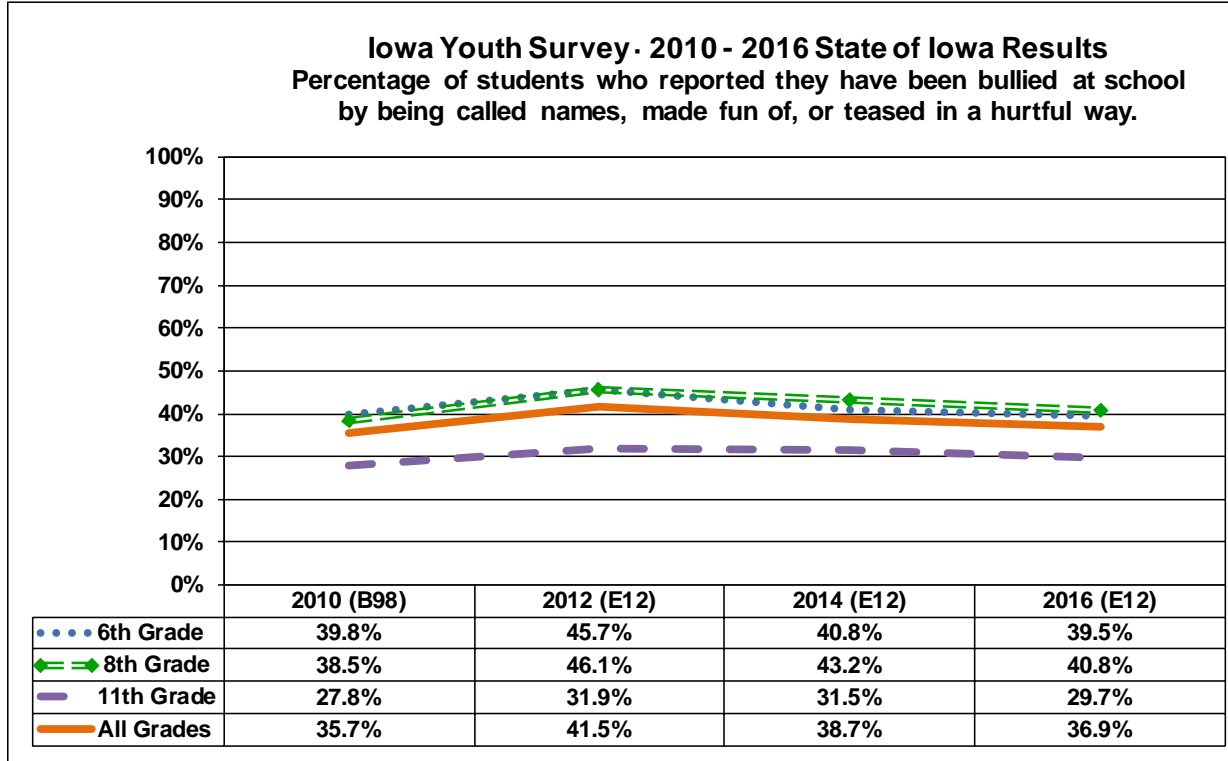
As grade increased, fewer students reported that peers in their school would feel it was wrong or very wrong for the student to use any illegal drug other than alcohol, cigarettes or marijuana. Comparing 2010 and 2016 responses, 6th and 11th grade responses decreased while 8th grade responses remained stable.

IYS Question: How wrong would most of the students in your school (not just your best friends) feel it would be for you to: Use any illegal drug other than alcohol, cigarettes, or marijuana?

Responses Represented by Percentages: “Very Wrong” and “Wrong.”

Other Responses to Question: “A Little Wrong,” “Not Wrong At All,” and “Don’t Know.”

Figure 12. Bullying at School in Past 30 Days



Note: Any difference of 1.2 percentage points or greater may be considered statistically significant.

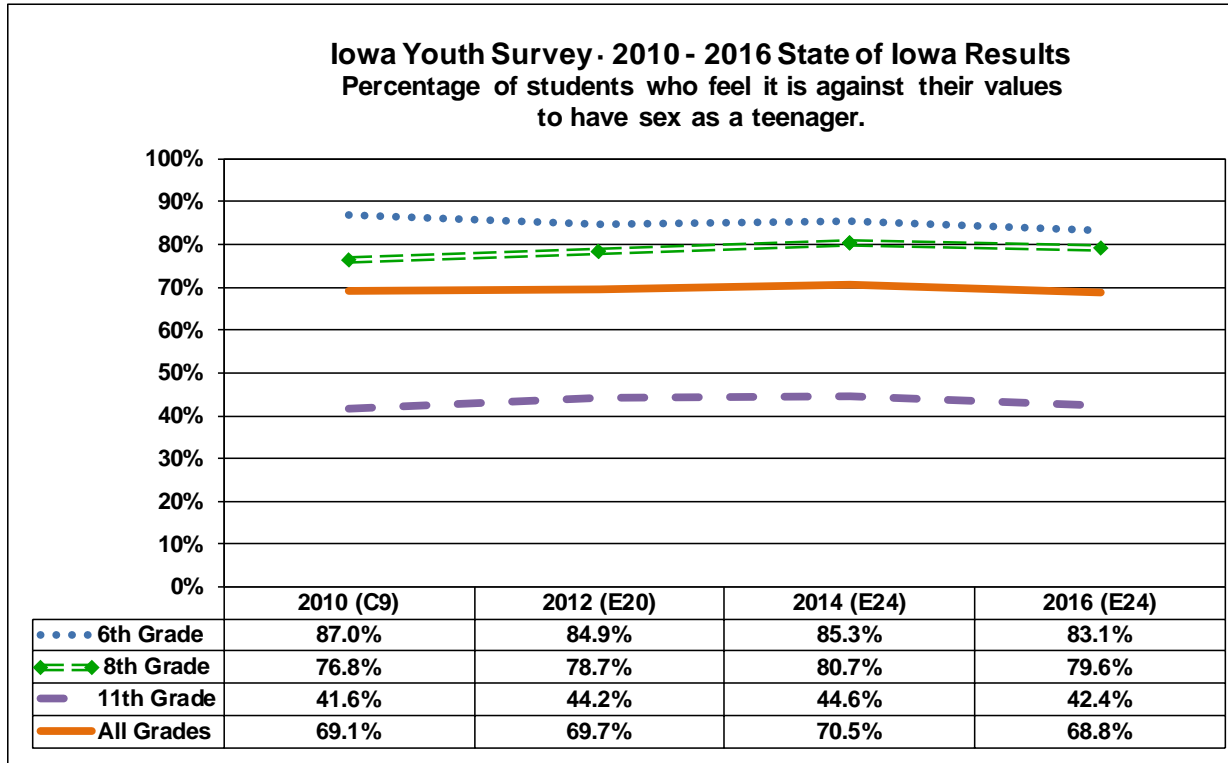
The percentage of students who reported being bullied at school within the past 30 days increased from 2010 to 2012 for all grades and then gradually decreased to 2016. Overall, more than one-third of students reported being bullied at school by being called names, made fun of, or teased in a hurtful way.

IYS Question: In the last 30 days, how many times have you been bullied at school in the ways listed below: I was called names, was made fun of, or teased in a hurtful way?

Responses Represented by Percentages: “1 time,” “2 times,” “3-5 times,” “6-10 times,” and “11 or more times.”

Other Response to Question: “0 times.”

Figure 13. Against Values to Have Sex



Note: Any difference of 1.2 percentage points or greater may be considered statistically significant.

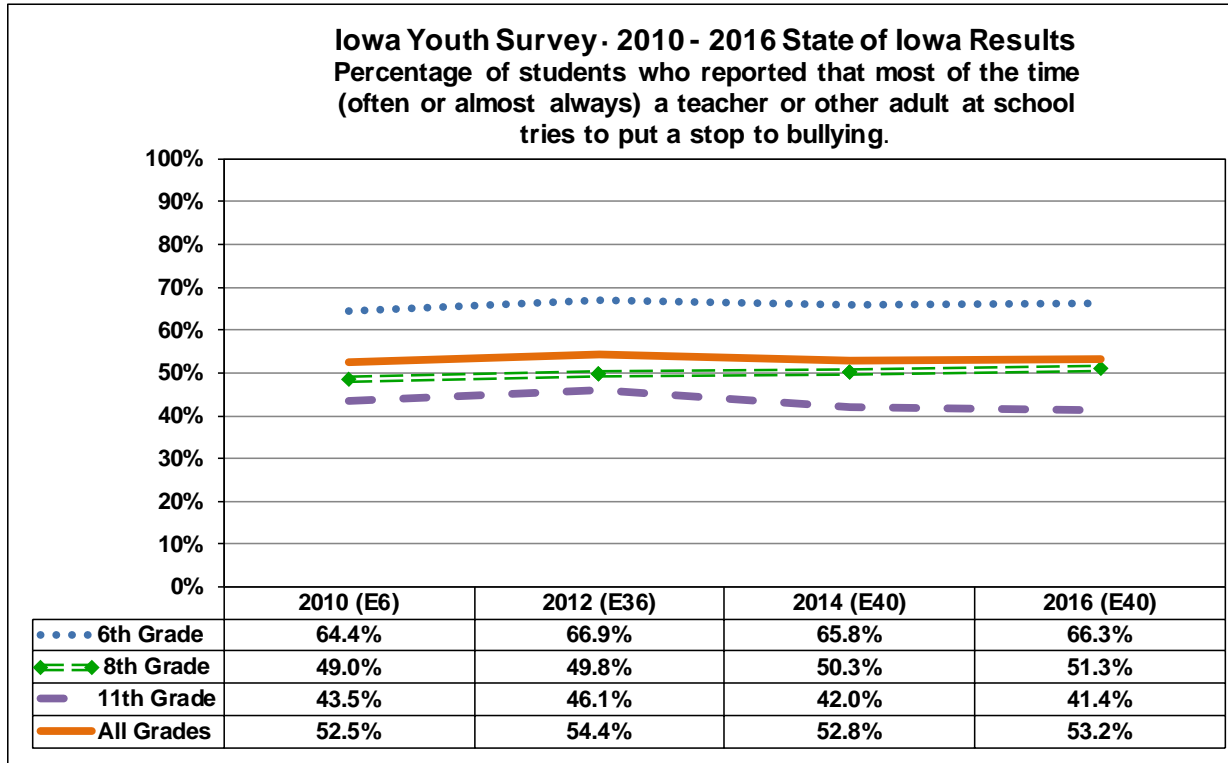
A sizeable gap exists between 6th and 8th grade students and 11th grade students across all years in reports of feeling that it is against their values to have sex as a teenager. There is significant variability from one IYS year to the next. Overall, 6th grade student responses decreased by 3.9 percentage points while 8th grade students reported an increase of 2.8 percentage points from 2010 to 2016.

IYS Question: How much do you agree or disagree that each of the following statements is true: It is against my values to have sex as a teenager.

Responses Represented by Percentages: “Strongly Agree” and “Agree.”

Other Responses to Question: “Disagree” and “Strongly Disagree.”

Figure 14. Teachers or Other Adults Put A Stop to Bullying at School



Note: Any difference of 1.2 percentage points or greater may be considered statistically significant.

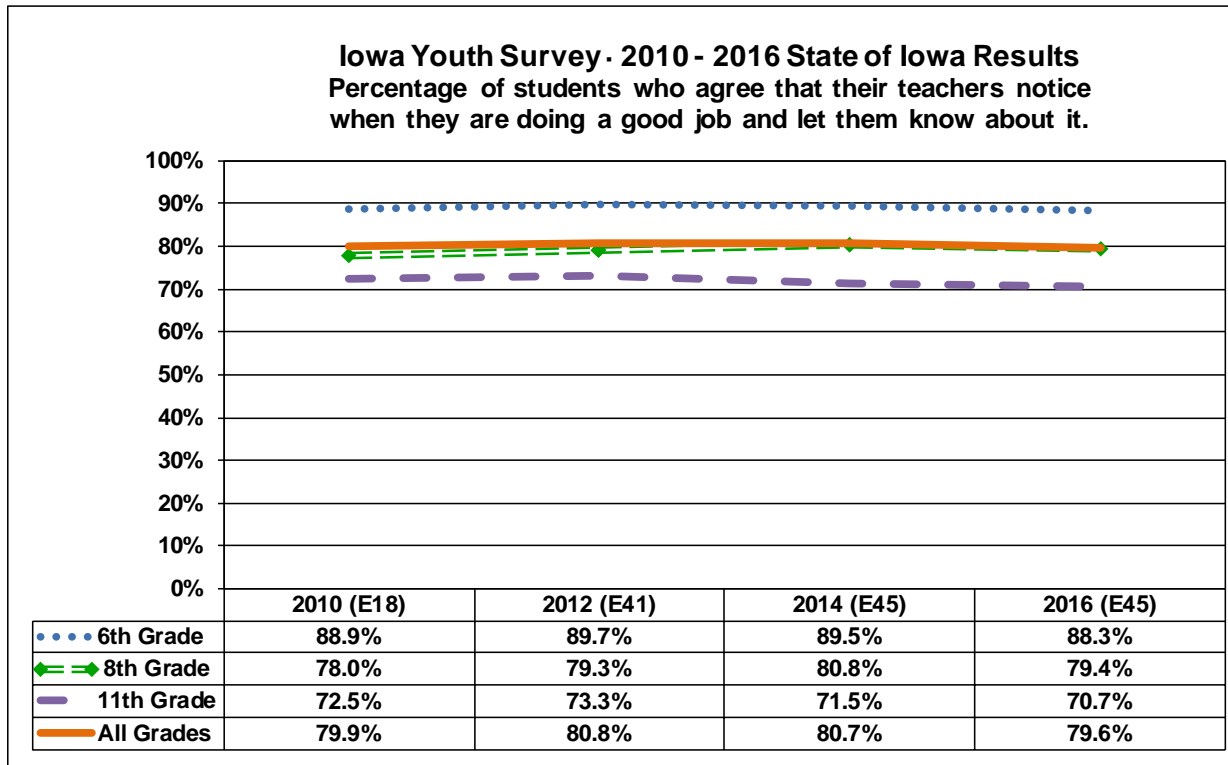
As grade increased, fewer students reported teacher attempts to put a stop to bullying. Sixth and 11th grade responses increased in 2012. However, 6th grade responses remained relatively unchanged thereafter and 11th grade responses dropped in 2014. The percentage of 8th grade students reporting teacher attempts to put a stop to bullying remained relatively stable across all years, but there was an increase in responses when comparing 2010 to 2016.

IYS Question: When a student is being bullied at school, how often do the teachers or other adults at school try to put a stop to it?

Responses Represented by Percentages: “Often,” and “Almost Always.”

Other Responses to Question: “Sometimes,” “Once in a While,” and “Almost Never.”

Figure 15. Teachers Notice and Let Students Know When They Are Doing a Good Job



Note: Any difference of 1.2 percentage points or greater may be considered statistically significant.

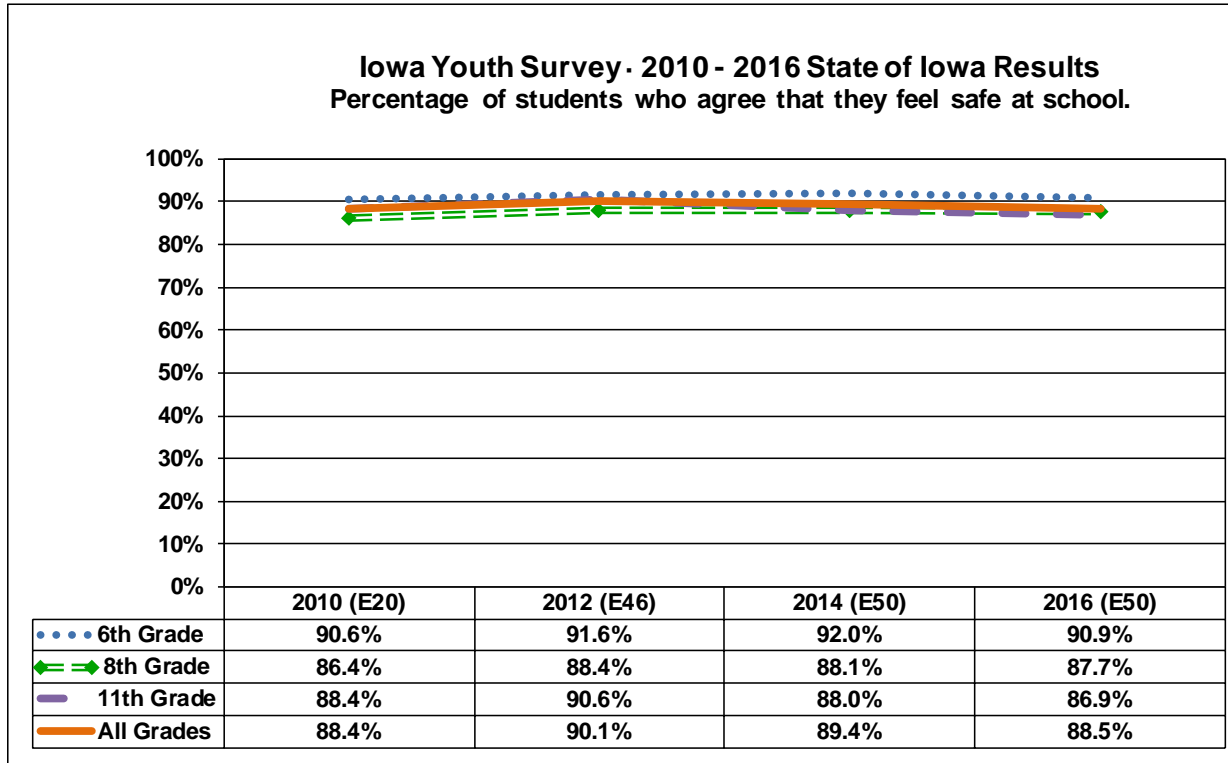
As grade increased, fewer students agreed that their teachers noticed when they did a good job and let them know about it. Responses increased only among 8th grade students from 2010 to 2014 but subsequently decreased in 2016. Sixth grade responses remained stable from 2010 to 2014 and decreased in 2016 while 11th grade responses decreased from 2012 to 2014.

IYS Question: How much do you agree or disagree that each of the following statements is true: My teachers notice when I am doing a good job and let me know about it.

Responses Represented by Percentages: “Strongly Agree” and “Agree.”

Other Responses to Question: “Disagree” and “Strongly Disagree.”

Figure 16. Students Feel Safe at School



Note: Any difference of 1.2 percentage points or greater may be considered statistically significant.

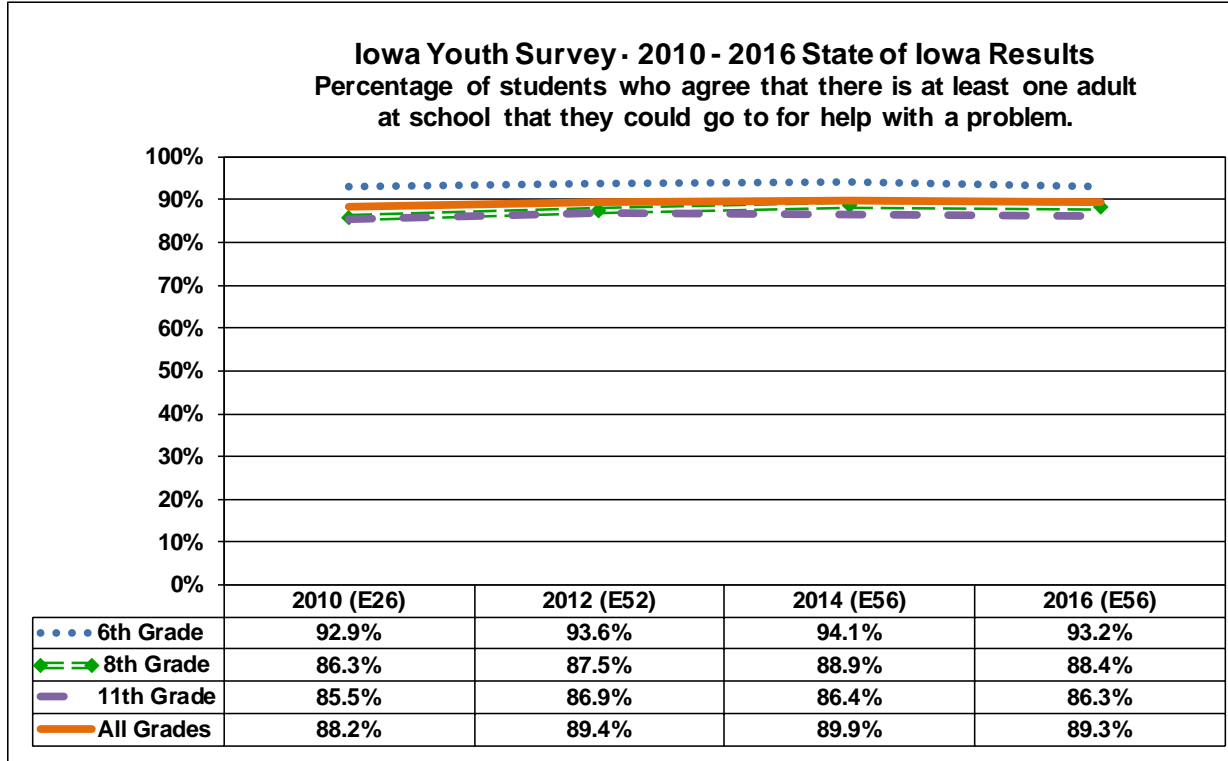
Approximately nine in ten 6th, 8th and 11th grade students reported feeling safe at school in all years. Eighth and 11th grade responses increased in 2012; however, while 8th grade responses remained stable thereafter, 11th grade responses decreased in 2014. Sixth grade responses in 2014 were higher than 2010 responses but there was no clear trend over time.

IYS Question: How much do you agree or disagree that each of the following statements is true: I feel safe at school.

Responses Represented by Percentages: “Strongly Agree” and “Agree.”

Other Responses to Question: “Disagree” and “Strongly Disagree.”

Figure 17. Students Have Adult at School to Go to for Help with Problems



Note: Any difference of 1.2 percentage points or greater may be considered statistically significant.

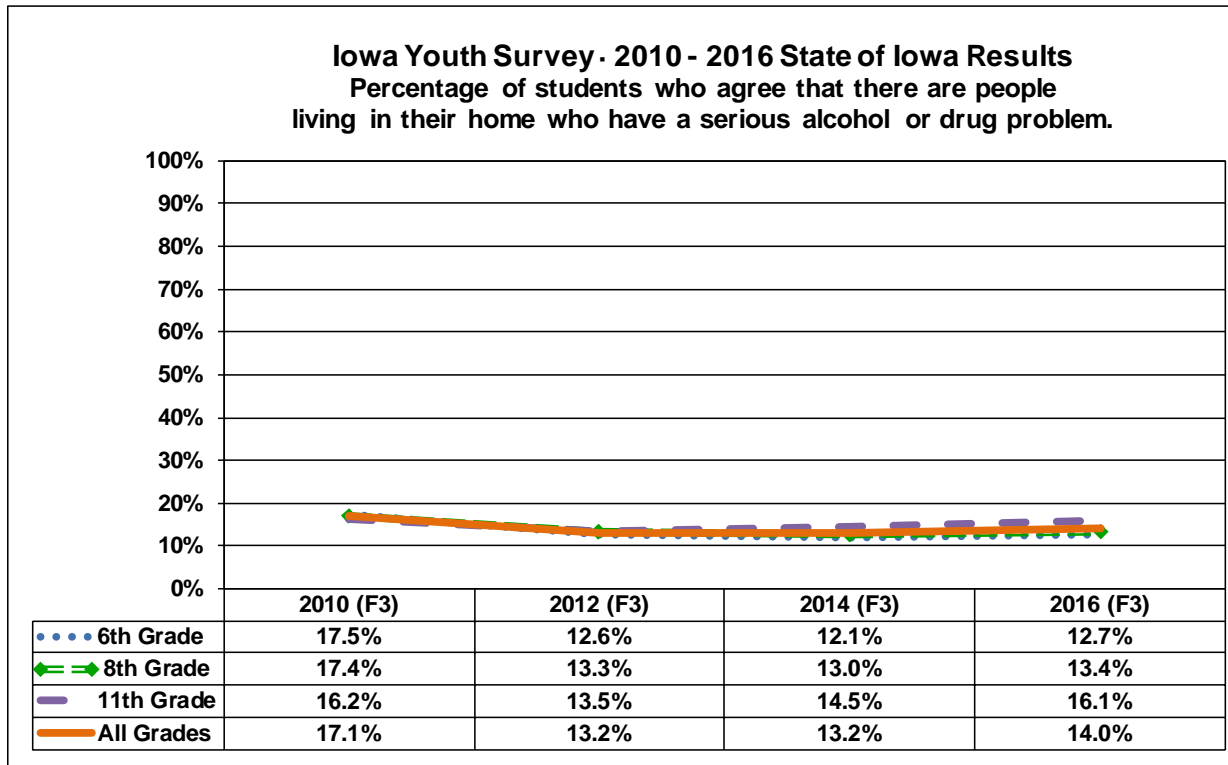
Across all years, approximately nine in ten students in all three grades reported that there is at least one adult at school that they could go to for help with a problem. Eighth and 11th grade responses increased in 2012. Eighth grade responses also increased in 2014. Among 6th grade students, responses in 2014 were slightly higher than 2010, but responses remained stable in other years.

IYS Question: How much do you agree or disagree that each of the following statements is true: There is at least one adult at school that I could go to for help with a problem.

Responses Represented by Percentages: “Strongly Agree” and “Agree.”

Other Responses to Question: “Disagree” and “Strongly Disagree.”

Figure 18. Students Have People in Their Home with Serious Alcohol or Drug Problem



Note: Any difference of 1.2 percentage points or greater may be considered statistically significant.

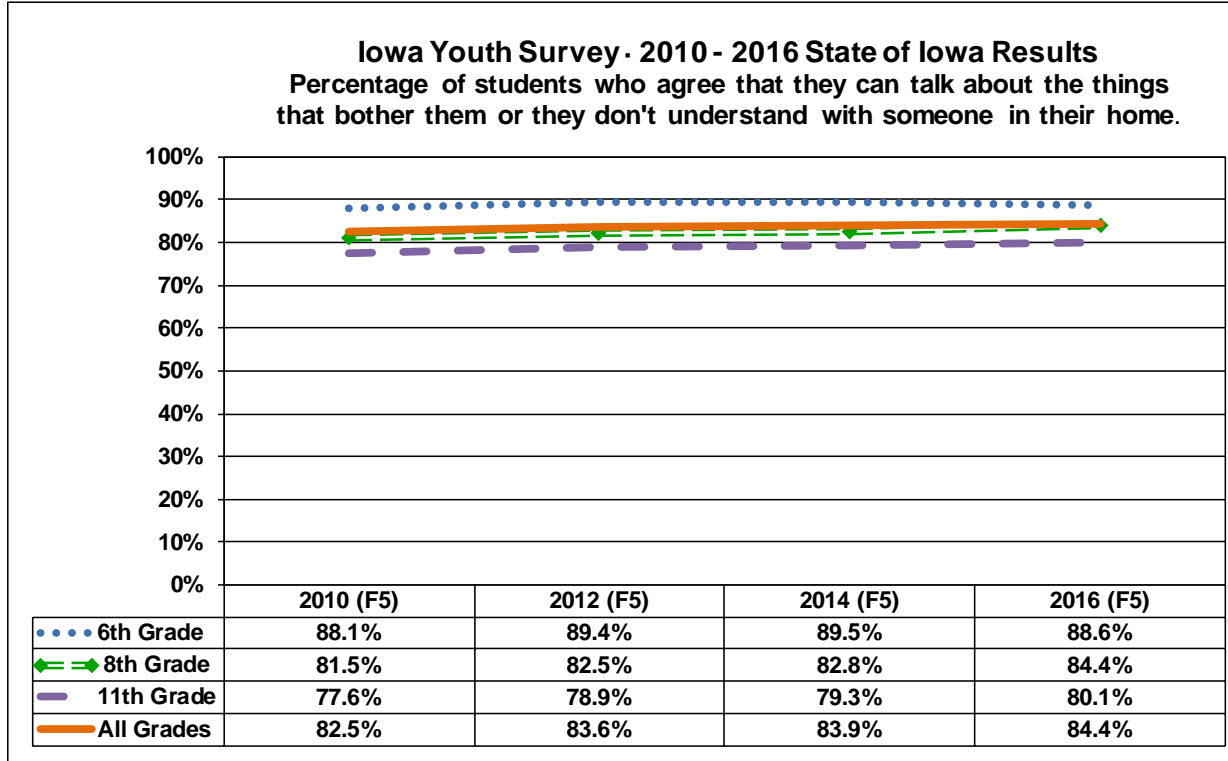
The percent of students reporting that there are people living in their homes who have a serious alcohol or drug problem decreased for all grades in 2012. Responses remained stable for 6th and 8th grade students thereafter; however, 11th grade responses increased in 2016.

IYS Question: How much do you agree or disagree that each of the following statements is true: There are people living in my home who have a serious alcohol or drug problem.

Responses Represented by Percentages: “Strongly Agree” and “Agree.”

Other Responses to Question: “Disagree” and “Strongly Disagree.”

Figure 19. Students Have Someone They Can Talk With in Their Home



Note: Any difference of 1.2 percentage points or greater may be considered statistically significant.

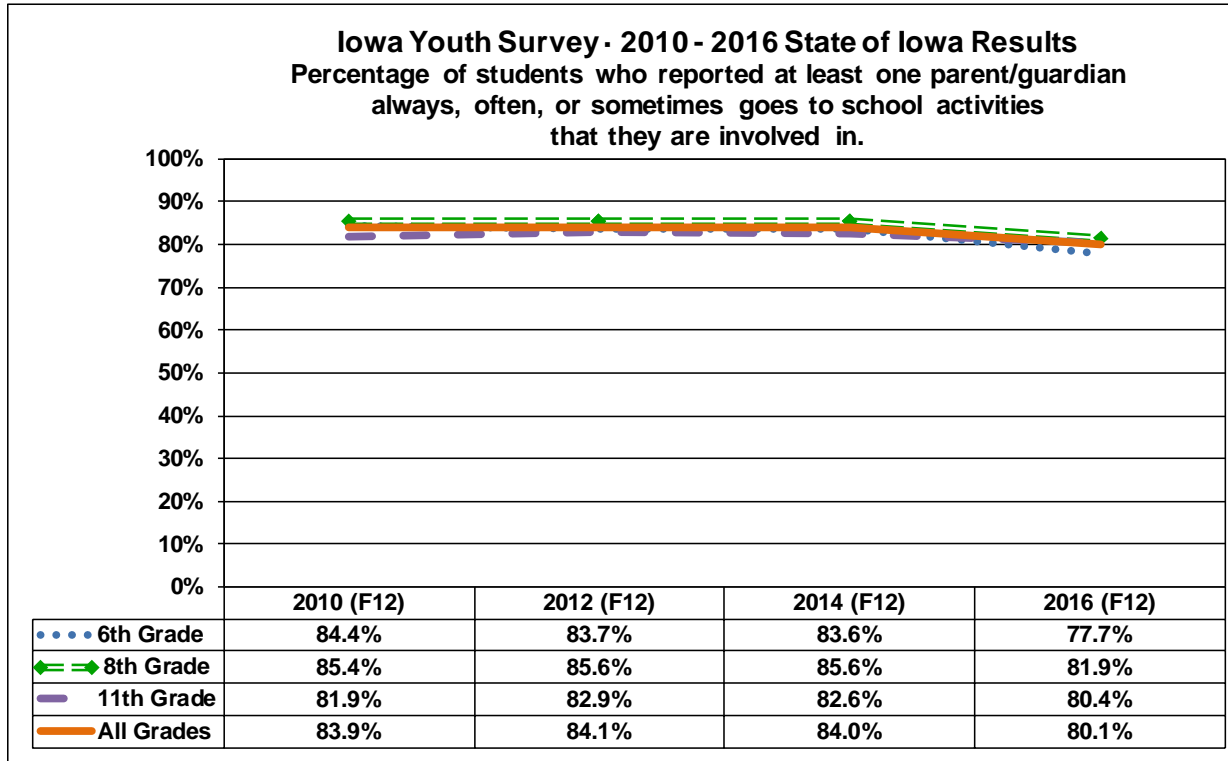
As grade increased, fewer students agreed that they could talk about the things that bother them or they do not understand with someone in their home. Both 6th and 11th grade responses increased in 2012. Responses changed only among 8th grade students from 2012 to 2016 with a 1.6 percentage point increase from 2014 to 2016.

IYS Question: How much do you agree or disagree that each of the following statements is true: I can talk about the things that bother me or I don't understand with someone in my home.

Responses Represented by Percentages: “Strongly Agree” and “Agree.”

Other Responses to Question: “Disagree” and “Strongly Disagree.”

Figure 20. Parents/Guardians Attend School Activities



Note: Any difference of 1.2 percentage points or greater may be considered statistically significant.

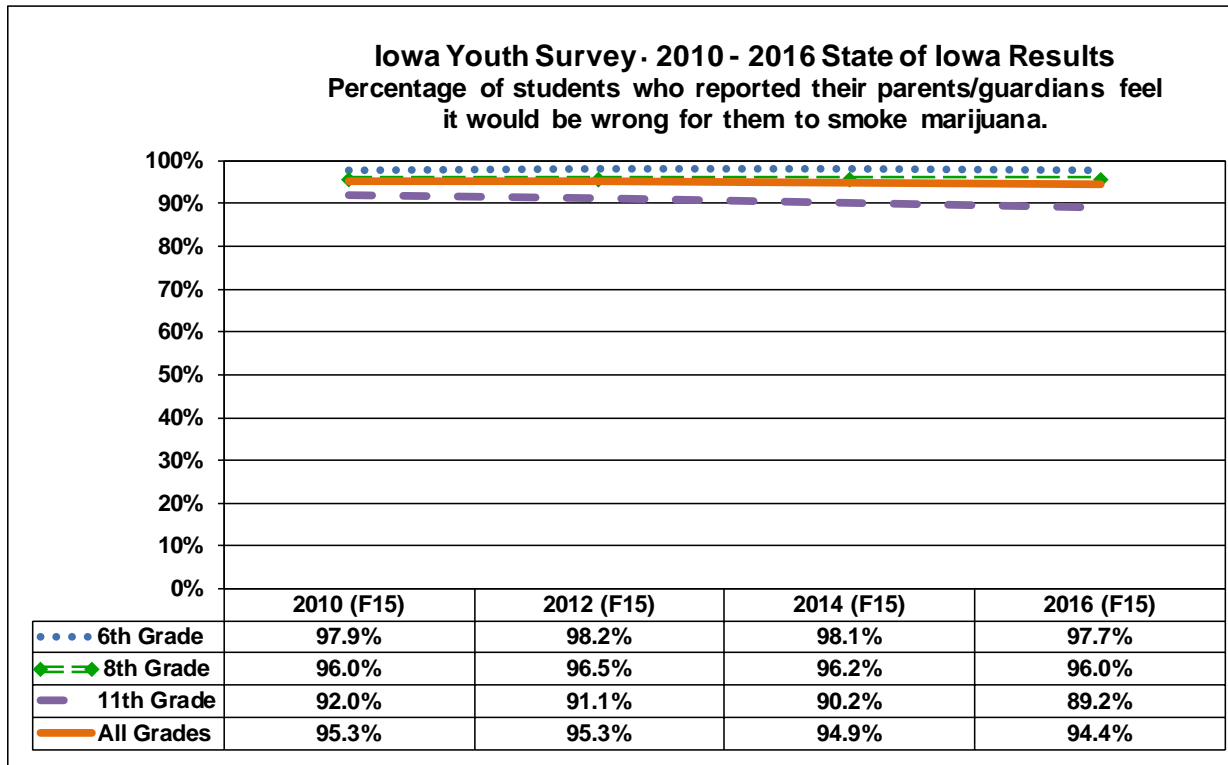
The percentage of students who reported the attendance of a parent or guardian at school activities that the students were involved in remained relatively stable for 6th, 8th and 11th grades from 2010 to 2014. However, in 2016 responses decreased for all three grades.

IYS Question: How often do the following occur: At least one of my parents/guardians goes to school activities that I am involved in?

Responses Represented by Percentages: “Always,” “Often,” and “Sometimes.”

Other Response to Question: “Never.”

Figure 21. Parents/Guardians Feel It Would Be Wrong for Student to Smoke Marijuana



Note: Any difference of 1.2 percentage points or greater may be considered statistically significant.

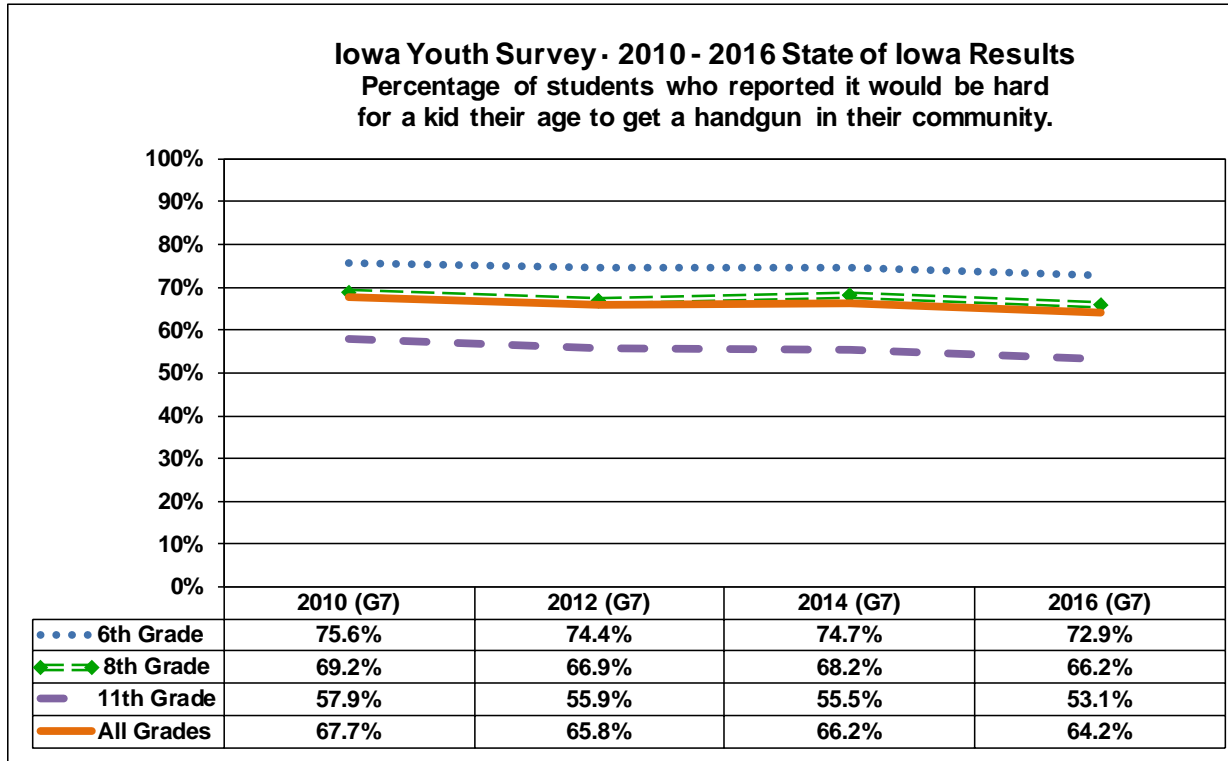
From 2010 to 2016, over 94% of students in all grades reported that their parents or guardians felt it would be wrong for them to smoke marijuana. The percent of 6th and 8th grade students reporting that their parents or guardians felt it would be wrong for them to smoke marijuana remained stable across all years. Comparing 2010 to 2016 responses, 11th grade responses decreased by 2.8 percentage points.

IYS Question: How wrong would your parents/guardians feel it would be for you to: Smoke marijuana?

Responses Represented by Percentages: “Very Wrong” and “Wrong.”

Other Responses to Question: “A Little Wrong,” “Not Wrong At All,” and “Don't Know.”

Figure 22. Difficulty of Getting Handgun in Community



Note: Any difference of 1.2 percentage points or greater may be considered statistically significant.

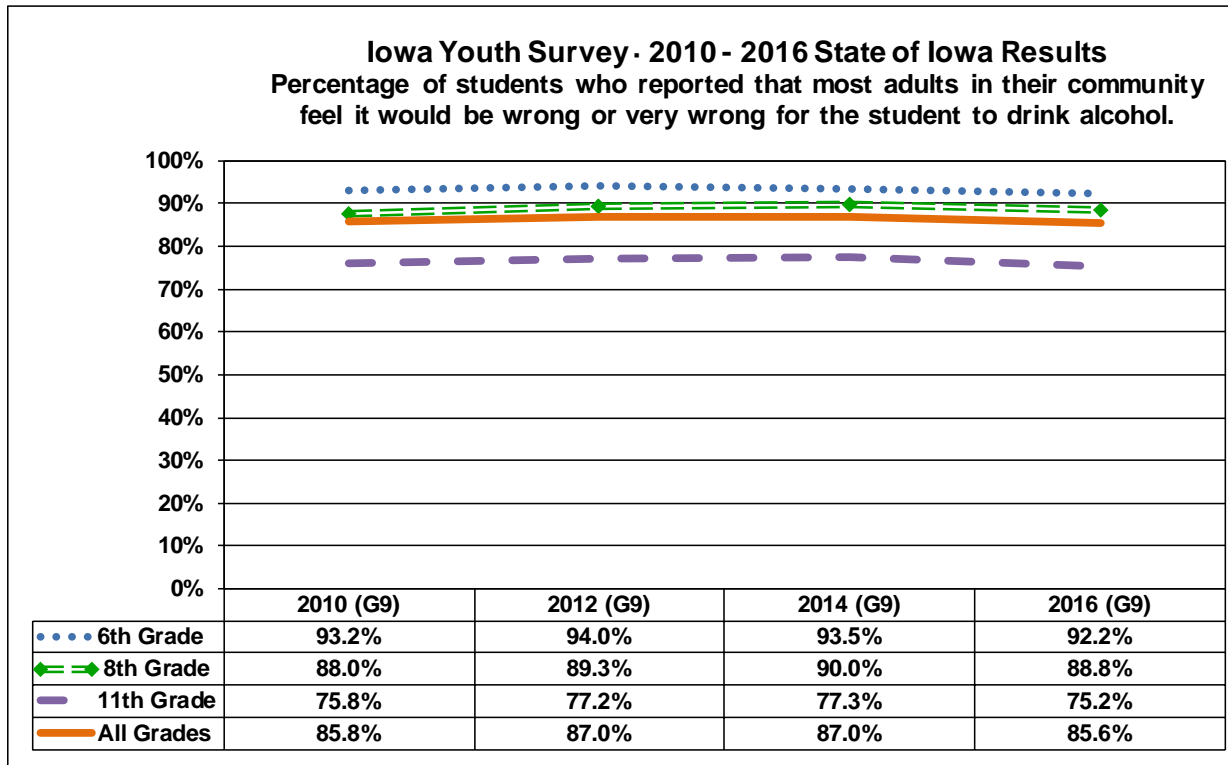
As grade increased, the percentage of students who reported that it would be hard for a kid their age to get a handgun in the community decreased. Responses from students in all grades dropped from 2010 to 2012 and from 2014 to 2016.

IYS Question: In your neighborhood or community, how difficult do you think it would be for a kid your age to get each of the following: A Handgun?

Responses Represented by Percentages: “Very Hard” and “Hard.”

Other Responses to Question: “Easy,” “Very Easy,” and “Don't Know.”

Figure 23. Adults in the Community Feel It Would Be Wrong for Student to Drink Alcohol



Note: Any difference of 1.2 percentage points or greater may be considered statistically significant.

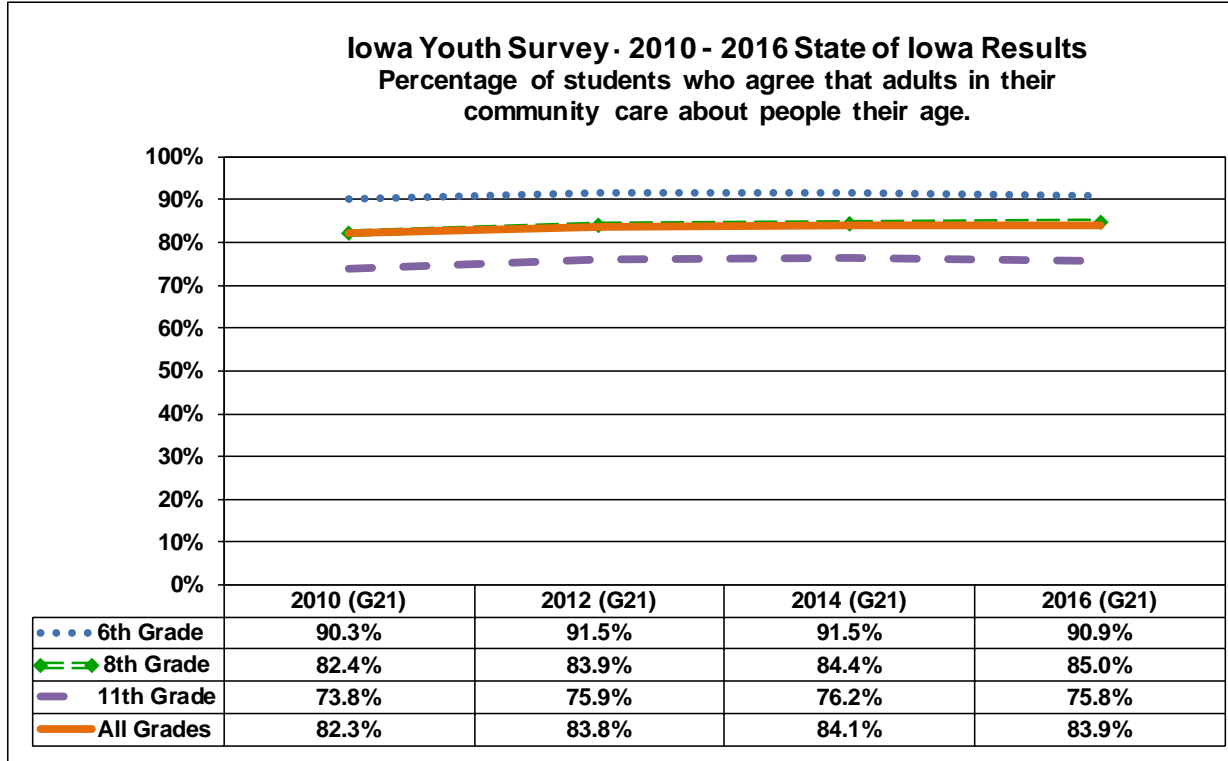
As grade increased, fewer students reported the presence of adults in their communities who feel it would be wrong or very wrong for the student to drink alcohol. Eighth and 11th grade responses increased in 2012, remained stable in 2014, and then decreased in 2016. However, 6th grade responses remained stable from 2010 through 2014 and then decreased in 2016.

IYS Question: How wrong would most adults in your neighborhood and/or community feel it would be for you to: Drink beer, wine, or hard liquor (for example vodka, whiskey, gin)?

Responses Represented by Percentages: “Very Wrong” and “Wrong.”

Other Responses to Question: “A Little Wrong,” “Not Wrong At All,” and “Don’t Know.”

Figure 24. Adults in the Community Care About Students



Note: Any difference of 1.2 percentage points or greater may be considered statistically significant.

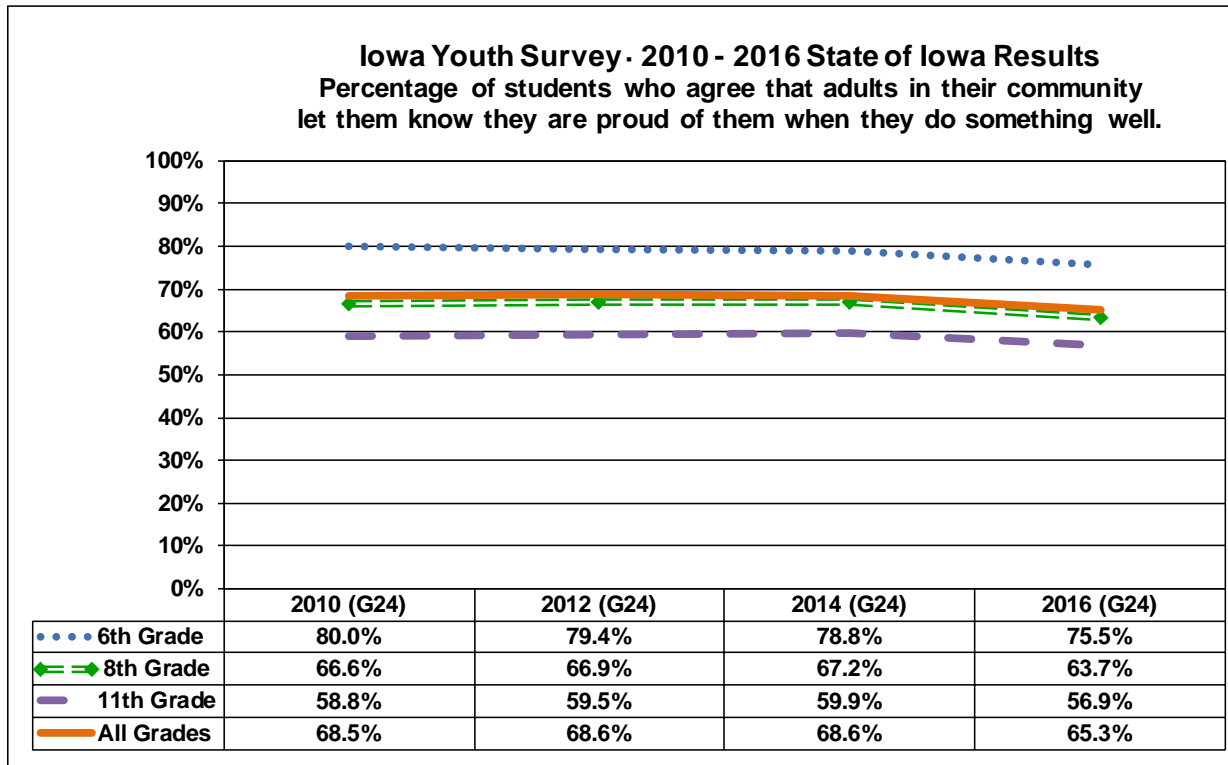
As grade level increased, the percentage of students who agreed that adults in their community care about people their age decreased. Student responses in all three grades increased in 2012, but have remained stable since.

IYS Question: How much do you agree or disagree that each of the following statements is true: Adults in my community care about people my age.

Responses Represented by Percentages: “Strongly Agree” and “Agree.”

Other Responses to Question: “Disagree” and “Strongly Disagree.”

Figure 25. Adults in the Community Let Students Know They Are Proud of Them



Note: Any difference of 1.2 percentage points or greater may be considered statistically significant.

Fewer students agreed that adults in their community let them know they are proud of them when they did something well as grade increased. Responses remained relatively stable for all grades between 2010 and 2014 except for a decrease in 6th grade responses when comparing 2010 and 2014. Notably, all three grades reported at least a three-percentage point drop in reporting the presence of adults in the community who let students know they are proud of them when they did something well from 2014 to 2016.

IYS Question: How much do you agree or disagree that each of the following statements is true: Adults in my neighborhood or community let me know they are proud of me when I do something well.

Responses Represented by Percentages: “Strongly Agree” and “Agree.”

Other Responses to Question: “Disagree” and “Strongly Disagree.”

Appendix A. Additional Iowa Youth Survey Information

Survey Content

The general content of the questions included in the IYS is similar to previous surveys. Prior to IYS administration, a committee of youth development professionals selected by IDPH reviews and makes recommendations regarding the IYS survey questions. The selection of specific survey questions is, in part, based on experts' suggestions as well as analysis of question and response data collected in previous Iowa Youth Surveys.

Background

Prior to 1999, the IYS was given to a sample of students in 6th, 8th, 10th, and 12th grades from approximately one-third of Iowa's public school districts.

1999

- The 1999 IYS was different from previous years in both the procedures used to implement the survey and the students who were asked to participate. Beginning in 1999, IYS participation was sought from *all* students in grades 6, 8, and 11 attending public school districts, as well as from students aged 14 to 18 years in alternative programs. This change made it possible to provide youth development data for each participating school district and each county in which participating students reside. The change also made it more feasible to use IYS results to aid in assessing outcomes of community and school youth development programs. It is important to note the change in the grade levels made in 1999 restricts direct comparisons with survey data collected prior to 1999 to grades 6 and 8, and to the schools that participated in those surveys.
- IYS questionnaires were completed on paper by students.
- The 1999 IYS contained 181 questions and the validated record count was 85,426.

2002

- Beginning in 2002, IYS participation was sought to include all non-public schools. This change was made to more accurately reflect the attitudes and perceptions of all Iowa students in grades 6, 8, and 11, not just those attending public schools. Data collected from students attending non-public schools are included in the 2002 and later reports.
- Prior to the 2002 IYS, a committee of state-level planners participated in an interactive process to identify key youth development-related constructs which provide a summary of the data collected within nine framework domains. The data were combined for selected questions and presented in figures in the 2002 trend reports.
- The 2002 IYS contained 191 questions and the validated record count was 96,849.

2005

- A section containing 34 constructs, within nine framework domains, were included in 2005 IYS reports.
- The 2005 IYS contained 190 questions and the validated record count was 98,104.

2008

- In 2008, a change in the method used to conduct the survey took place. All 2008 Iowa Youth Surveys were conducted via the internet and completed by students online through an electronic survey tool (SurveyMonkey) administered by Iowa Department of Administrative Services in conjunction with Iowa Department of Public Health. To ensure a smooth transition for this new procedure, an online pilot test took place in 2007 involving nine school districts.
- The 2008 IYS contained 198 questions and the validated record count was 97,741.

2010

- Following the 2008 IYS, the decision was made to change the IYS completion schedule from every three years to every two years, this began in 2010. Also in 2010, changes in funding mechanisms reduced the incentive for school districts to participate in the IYS. Due to these changes, fewer school districts initially signed up to participate. To try to increase the number of participating districts, IDPH re-opened the IYS to accommodate additional districts, changing the close of the IYS data collection period from October to December. Approximately 7.5% of the total number of records were collected during the later time period. Analyses indicated data from the districts that completed the IYS in the second administration period tended to be significantly different than data collected during the traditional IYS collection period, although only by a few percentage points. This difference could be due to the different collection periods. Alternative reasons include, but are not limited to, differences in participants' age between the collection periods, differences in the districts that participated later, or geographic distribution across the state.
- In 2010, eight constructs were eliminated due to component questions either being eliminated or changed significantly, resulting in 26 construct figures in 2010 reports. This change also eliminated one framework domain.
- The 2010 IYS contained 220 questions and the validated record count was 78,382.

2012

- In 2012 in an effort to reduce the amount of time it took younger students to complete the IYS, modifications were made to the structure of the survey without changing the content. Skip questions were introduced for questions related to alcohol, tobacco, and marijuana use, as well as gambling and suicidal ideations.
- Prior to 2012, weights were generated based on enrollment data and were only applied to the columns totaling all grades. This process was discontinued in 2012 for a number of reasons including, but not limited to: 1) it shortened the amount of time necessary to generate reports; 2) weights were sometimes interpreted incorrectly by readers; and 3) weights normally had a minor impact on reported data and no effect on the percentages in individual grades.
- In 2012, eight constructs were eliminated due to component questions either being eliminated or changed significantly. This change also eliminated one framework domain.
- The 2012 IYS contained 211 questions and the validated record count was 70,770.

2014

- In 2014, three constructs were eliminated due to component questions either being eliminated or changed significantly. This change also eliminated one framework domain.
- The 2014 IYS contained 219 questions and the validated record count was 77,139.

2016

- The 2016 IYS contained 221 questions and the validated record count was 84,703.
- Youth-development constructs that provided summary measures based on responses to a combination of two or more questions were eliminated from reports in 2016. The constructs are statistically biased due to construct scoring methods: the strong correlation between the number of items used in constructs and the percentages of favorable and unfavorable responses is indicative of this bias. Furthermore, questions that compose the constructs have been altered over past IYS administrations resulting in an inability to report data for several constructs.
- Due to the elimination of IYS trend reports in 2016, data from 2010, 2012, 2014, and 2016 for 25 individual questions were added to 2016 regular IYS reports.